

Lecture notes on

Atoms & Clusters
(Theory Part)

D. Bauer

December 1, 2011

Prof. Dr. Dieter Bauer
AG Quantentheorie und
Vielteilchensysteme
Institut für Physik
Universität Rostock
18051 Rostock
Germany

dieter.bauer@uni-rostock.de
www.physik.uni-rostock.de/qtmps

Contents

1	Matter in an electromagnetic field	1
1.1	Electromagnetic field	1
1.2	Coupling to a charged particle	3
1.3	One-electron atoms in an electromagnetic field	4
1.3.1	Single-photon absorption and emission	5
1.3.2	Absorption	6
1.3.3	Stimulated emission	8
1.3.4	Spontaneous emission	8
1.3.5	Dipole approximation	10
1.3.6	Gauge transformations in dipole approximation	10
1.3.7	Einstein coefficients	12
1.3.8	Spontaneous emission from the 2p level	13
1.3.9	Atomic lifetimes	16
1.3.10	Selection rules	16
1.3.11	Helicity of the photon	19
1.3.12	Spectrum of one-electron atoms	20
1.3.13	Oscillator strengths	21
1.3.14	Spectral lines	23
1.3.15	Photoelectric effect	27
1.3.16	Scattering of radiation	31
1.4	Mechanical effects of light	37
1.4.1	Ponderomotive force	38
1.4.2	*Relativistic dynamics in an electromagnetic wave	45
1.4.3	*Relativistic ponderomotive force	52
1.4.4	Optical Bloch equations	56

Chapter 1

Matter in an electromagnetic field

1.1 Electromagnetic field

We introduce a scalar and a vector potential such that the electric field is given by

$$\mathbf{E}(\mathbf{r}, t) = -\nabla\phi(\mathbf{r}, t) - \frac{\partial}{\partial t}\mathbf{A}(\mathbf{r}, t) \quad (1.1)$$

and the magnetic field by

$$\mathbf{B}(\mathbf{r}, t) = \nabla \times \mathbf{A}(\mathbf{r}, t). \quad (1.2)$$

Electric and magnetic field do not change under the *gauge transformation*

$$\mathbf{A}(\mathbf{r}, t) \rightarrow \mathbf{A}(\mathbf{r}, t) + \nabla\chi(\mathbf{r}, t), \quad (1.3)$$

$$\phi(\mathbf{r}, t) \rightarrow \phi(\mathbf{r}, t) - \frac{\partial}{\partial t}\chi(\mathbf{r}, t). \quad (1.4)$$

The freedom of choosing χ may be employed to fulfill the *Coulomb gauge* condition

$$\nabla \cdot \mathbf{A} = 0 \quad (1.5)$$

so that Maxwell's equations in vacuum (i.e., no charges and currents) boil down to the wave equation

$$\nabla^2 \mathbf{A} - \frac{1}{c^2} \frac{\partial^2 \mathbf{A}}{\partial t^2} = 0 \quad (1.6)$$

with c the speed of light in vacuum. Plane wave solutions of (1.6) read

$$\mathbf{A}(\mathbf{r}, t) = \hat{A}\boldsymbol{\varepsilon} \cos(\mathbf{k} \cdot \mathbf{r} - \omega t + \delta_\omega), \quad (1.7)$$

and angular frequency ω and wave number $k = |\mathbf{k}|$ satisfy the simple dispersion relation

$$\omega = kc. \quad (1.8)$$

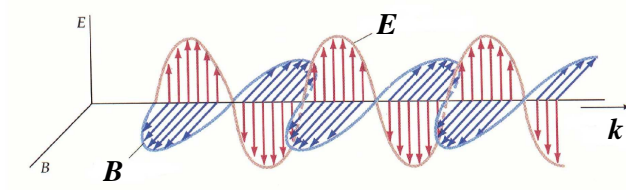


Figure 1.1: Electromagnetic wave.

The vector $\boldsymbol{\varepsilon}$ defines the polarization direction. In the Coulomb gauge (1.5)

$$\mathbf{k} \cdot \boldsymbol{\varepsilon} = 0 \quad (1.9)$$

follows. For $\phi = 0$ the fields read

$$\mathbf{E}(\mathbf{r}, t) = \hat{E} \boldsymbol{\varepsilon} \sin(\mathbf{k} \cdot \mathbf{r} - \omega t + \delta_\omega), \quad (1.10)$$

$$\mathbf{B}(\mathbf{r}, t) = \frac{\hat{E}}{\omega} (\mathbf{k} \times \boldsymbol{\varepsilon}) \sin(\mathbf{k} \cdot \mathbf{r} - \omega t + \delta_\omega), \quad (1.11)$$

where

$$\hat{E} = -\omega \hat{A}. \quad (1.12)$$

\mathbf{E} , \mathbf{B} , and \mathbf{k} are mutually perpendicular (cf. Fig. 1.1). A general, elliptically polarized electromagnetic wave can be constructed as a superposition of two solutions with polarization vectors $\boldsymbol{\varepsilon}_\lambda$, $\lambda = 1, 2$.

The energy density of the electromagnetic field is given by

$$\frac{1}{2} (\varepsilon_0 |\mathbf{E}|^2 + \mu_0^{-1} |\mathbf{B}|^2) = \varepsilon_0 \hat{E}^2 \sin^2(\mathbf{k} \cdot \mathbf{r} - \omega t + \delta_\omega) \quad (1.13)$$

with $\varepsilon_0 \mu_0 = c^{-2}$. The time-averaged energy density is¹

$$\rho = \frac{1}{2} \varepsilon_0 \hat{E}^2 = \frac{1}{2} \varepsilon_0 \omega^2 \hat{A}^2. \quad (1.14)$$

On the other hand, thinking in terms of photons yields an energy density

$$\rho = \frac{\hbar \omega N}{V} \quad (1.15)$$

with N the number of photons of energy $\hbar \omega$ and V is the quantization volume. The relation between classical electric field amplitude and number of photons thus reads

$$|\hat{E}| = \sqrt{\frac{2\rho}{\varepsilon_0}} = \sqrt{\frac{2\hbar \omega N}{\varepsilon_0 V}}. \quad (1.16)$$

¹Note that the time-average of the \sin^2 in (1.13) is 1/2.

The intensity I is typically defined as the time-average Poynting vector $\langle \mathbf{S} \rangle_t$,

$$\mathbf{S} = \frac{1}{\mu_0}(\mathbf{E} \times \mathbf{B}), \quad (1.17)$$

leading to

$$I = \rho c = \frac{1}{2}\varepsilon_0 c \hat{E}^2 = \frac{\hbar\omega Nc}{V}. \quad (1.18)$$

The intensity is the field energy transported per time perpendicularly through an unit area (i.e., parallel to the normal vector of the area).

If the phase δ_ω fluctuates randomly, as, e.g., in the case of radiation from a hot gas, the radiation is *incoherent*.

1.2 Coupling to a charged particle

Maxwell's equations do tell us how charges and currents generate electric and magnetic fields. The electromagnetic waves discussed in the previous Section are even supported without any charges and currents because we ignored the fact that they have been generated somewhere sufficiently far away. However, Maxwell's equations do not tell us how charges q move under the influence of electric and magnetic fields. At that point the Lorentz force comes into play:

$$\mathbf{F} = q(\mathbf{E} + \mathbf{v} \times \mathbf{B}). \quad (1.19)$$

In terms of potentials it reads

$$\mathbf{F} = q \left(-\nabla\phi - \frac{\partial}{\partial t}\mathbf{A} + \mathbf{v} \times (\nabla \times \mathbf{A}) \right). \quad (1.20)$$

It can be easily shown (\rightarrow exercise) that the Lagrangian

$$L = \frac{1}{2}mv^2 - q\phi + q\mathbf{v} \cdot \mathbf{A} \quad (1.21)$$

yields the equation of motion

$$m\ddot{\mathbf{r}} = \mathbf{F}. \quad (1.22)$$

The so-called *minimum coupling* Hamiltonian corresponding to the Lagrangian (1.21) reads

$$H = \frac{1}{2m}(\mathbf{p} - q\mathbf{A})^2 + q\phi \quad (1.23)$$

where the canonical momentum \mathbf{p} is

$$\mathbf{p} = m\mathbf{v} + q\mathbf{A}. \quad (1.24)$$

So far everything was classical. We assume that the classical Hamiltonian can be used as the corresponding Hamilton operator in a quantum mechanical treatment. As the latter must be Hermitian we assume

$$H = \frac{p^2}{2m} - \frac{q}{2m}(\mathbf{A} \cdot \mathbf{p} + \mathbf{p} \cdot \mathbf{A}) + \frac{q^2}{2m}A^2 + q\phi \quad (1.25)$$

(we omit indicating operators explicitly). The time-dependent Schrödinger equation (TDSE)

$$i\hbar \frac{\partial}{\partial t} \Psi(\mathbf{r}, t) = H\Psi(\mathbf{r}, t) \quad (1.26)$$

with H according (1.25) is invariant under the gauge transformation (1.3), (1.4) as long as we also transform the wave function in the proper way:

$$\mathbf{A} = \mathbf{A}' + \nabla\chi, \quad (1.27)$$

$$\phi = \phi' - \frac{\partial}{\partial t}\chi, \quad (1.28)$$

$$\Psi = e^{iq\chi/\hbar}\Psi'. \quad (1.29)$$

We can use the gauge freedom to describe the radiation field entirely by the vector potential so that $\phi = 0$, and using the fact that in Coulomb gauge

$$\nabla \cdot (\mathbf{A}\Psi) = \mathbf{A} \cdot (\nabla\Psi) + (\nabla \cdot \mathbf{A})\Psi = \mathbf{A} \cdot (\nabla\Psi) \quad (1.30)$$

the TDSE for a free charge in an electromagnetic field reads

$$i\hbar \frac{\partial}{\partial t} \Psi = \left(-\frac{\hbar^2}{2m} \nabla^2 + i\hbar \frac{q}{m} \mathbf{A} \cdot \nabla + \frac{q^2}{2m} A^2 \right) \Psi. \quad (1.31)$$

1.3 One-electron atoms in an electromagnetic field

In order to describe one-electron atoms we have to allow at least for one additional positive charge besides the electron (proton, deuteron, positron ...). Assuming that the positive charge has a much bigger mass than the electron $M \gg m$, as, e.g., in H, He⁺ ... we can disregard the difference between reduced mass and electron mass as well as recoil effects. Hence, the interaction with the nucleus is simply described by an external Coulomb potential

$$V_C(r) = -\frac{Ze^2}{4\pi\epsilon_0 r} \quad (1.32)$$

with e the absolute value of the electron charge ($q = -e$) and Ze the nuclear charge. This external potential is added to the Coulomb-gauge Hamiltonian:

$$H = -\frac{\hbar^2}{2m} \nabla^2 - i\hbar \frac{e}{m} \mathbf{A} \cdot \nabla + \frac{e^2}{2m} A^2 + V_C. \quad (1.33)$$

In the perturbative regime we partition the Hamiltonian in the form

$$H = H_0 + H_{\text{int}}(t) \quad (1.34)$$

with H_0 describing the unperturbed atom,

$$H_0 = -\frac{\hbar^2}{2m}\nabla^2 + V_C \quad (1.35)$$

and

$$H_{\text{int}}(t) = -i\hbar\frac{e}{m}\mathbf{A} \cdot \nabla + \frac{e^2}{2m}A^2 \simeq -i\hbar\frac{e}{m}\mathbf{A} \cdot \nabla \quad (1.36)$$

where in the last step we made use of the fact that A^2 is of higher order.²

1.3.1 Single-photon absorption and emission

For weak electromagnetic fields we can apply time-dependent perturbation theory. The wave function is expanded in eigenstates ψ_j ,

$$E_j\psi_j(\mathbf{r}) = H_0\psi_j(\mathbf{r}), \quad (1.37)$$

$$\Psi(\mathbf{r}, t) = \sum_j c_j(t)\psi_j(\mathbf{r})e^{-iE_jt/\hbar}. \quad (1.38)$$

Inserting this into the TDSE one obtains a coupled set of equations for the coefficients $c_j(t)$. We are interested in transitions between two discrete bound states a , b . We obtain for the change in time of the amplitude $c_b(t)$

$$\dot{c}_b(t) = \frac{1}{i\hbar} \sum_j \underbrace{\langle \psi_b | H_{\text{int}}(t) | \psi_j \rangle}_{H_{\text{int}}^{(bj)}(t)} c_j(t) e^{i\omega_{bj}t} \quad (1.39)$$

with $\omega_{bj} = (E_b - E_j)/\hbar$. If the system is for $t \leq 0$ is in the state $|\psi_a\rangle$, i.e.,

$$c_j(t \leq 0) = \delta_{ja}, \quad (1.40)$$

we obtain in first order perturbation theory

$$c_b(t) = \frac{1}{i\hbar} \int_0^t H_{\text{int}}^{(ba)}(t') e^{i\omega_{ba}t'} dt' = -\frac{e}{m} \int_0^t \langle \psi_b | \mathbf{A}(\mathbf{r}, t') \cdot \nabla | \psi_a \rangle e^{i\omega_{ba}t'} dt'. \quad (1.41)$$

Inserting a vector potential of the form

$$\mathbf{A}(\mathbf{r}, t) = \hat{A}\boldsymbol{\varepsilon} \cos(\mathbf{k} \cdot \mathbf{r} - \omega t + \delta_\omega) \quad (1.42)$$

²We will see later that in dipole approximation the term $\sim A^2$ is purely time-dependent and can be transformed away anyhow.

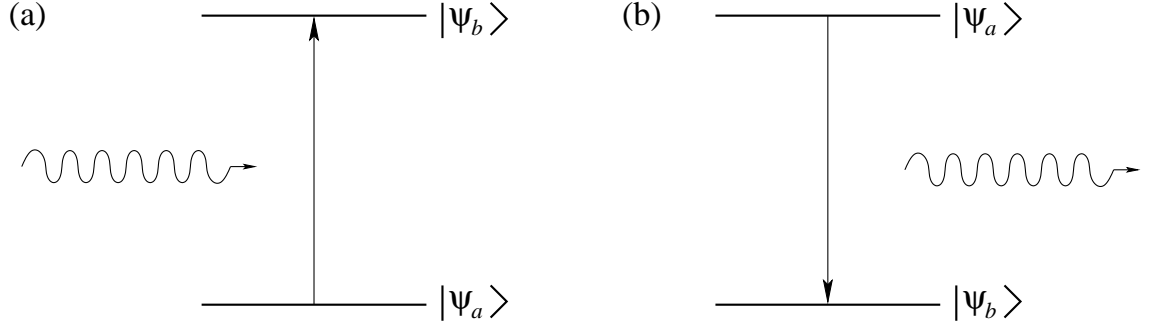


Figure 1.2: Absorption (a) and emission (b) of a photon, involving a transition to a higher (a) or lower (b) atomic level, ensuring energy conservation.

where \hat{A} includes a slowly-varying pulse envelope we obtain

$$c_b(t) = -\frac{e}{2m}\hat{A} \left[e^{i\delta\omega} \langle \psi_b | e^{i\mathbf{k}\cdot\mathbf{r}} \boldsymbol{\varepsilon} \cdot \nabla | \psi_a \rangle \int_0^t dt' e^{i(\omega_{ba}-\omega)t'} + e^{-i\delta\omega} \langle \psi_b | e^{-i\mathbf{k}\cdot\mathbf{r}} \boldsymbol{\varepsilon} \cdot \nabla | \psi_a \rangle \int_0^t dt' e^{i(\omega_{ba}+\omega)t'} \right]. \quad (1.43)$$

As the pulse duration is much longer than $2\pi/\omega_{ba}$, the time integrals mainly contribute when $\omega_{ba} = \pm\omega$ for the first and the second term, respectively. Obviously the first term describes absorption of a photon, as

$$\omega_{ba} = \omega \quad \Rightarrow \quad E_b = E_a + \hbar\omega \quad (1.44)$$

while the second term describes emission of a photon,

$$\omega_{ba} = -\omega \quad \Rightarrow \quad E_b = E_a - \hbar\omega \quad (1.45)$$

(see Fig. 1.2).

1.3.2 Absorption

With

$$M_{ba}(\omega) = \langle \psi_b | e^{i\mathbf{k}\cdot\mathbf{r}} \boldsymbol{\varepsilon} \cdot \nabla | \psi_a \rangle \quad (1.46)$$

we find for the case of absorption³

$$|c_b(t)|^2 = \left| -\frac{e}{2mi}\hat{A}e^{i\delta\omega}M_{ba}(\omega)\frac{e^{i(\omega_{ba}-\omega)t}-1}{\omega_{ba}-\omega} \right|^2 \quad (1.47)$$

$$= \frac{1}{2}\left(\frac{e}{m}\right)^2\hat{A}^2|M_{ba}(\omega)|^2F(t,\tilde{\omega}) \quad (1.48)$$

³The interference term can be neglected (\rightarrow exercise).

with

$$F(t, \tilde{\omega}) = \frac{1 - \cos \tilde{\omega}t}{\tilde{\omega}^2}, \quad \tilde{\omega} = \omega - \omega_{ba}. \quad (1.49)$$

Using

$$F(t, \tilde{\omega}) \rightarrow \pi t \delta(\tilde{\omega}) \quad \text{for} \quad t \rightarrow \infty \quad (1.50)$$

we obtain for the rate for times $t \gg 2\pi/\omega_{ba}$

$$W_{ba} = \frac{d}{dt} |c_b(t)|^2 = \frac{\pi}{2} \left(\frac{e}{m} \right)^2 \hat{A}^2 |M_{ba}(\omega_{ba})|^2 \delta(\omega - \omega_{ba}). \quad (1.51)$$

Since

$$\hat{A}^2 = \frac{2I}{\varepsilon_0 c \omega^2} \quad (1.52)$$

this can be written in terms of the intensity I as

$$W_{ba} = \frac{4\pi^2}{m^2 c} \left(\frac{e^2}{4\pi\varepsilon_0} \right) \frac{I}{\omega_{ba}^2} |M_{ba}(\omega_{ba})|^2 \delta(\omega - \omega_{ba}). \quad (1.53)$$

The *absorption cross section* is found by noting that

$$\hbar\omega_{ba}W_{ba} = I\sigma_{ba} \quad (1.54)$$

from which

$$\sigma_{ba} = \frac{4\pi^2}{m^2 c} \left(\frac{e^2}{4\pi\varepsilon_0} \right) \frac{\hbar}{\omega_{ba}} |M_{ba}(\omega_{ba})|^2 \delta(\omega - \omega_{ba}) = \frac{4\pi^2 \alpha \hbar^2}{m^2 \omega_{ba}} |M_{ba}(\omega_{ba})|^2 \delta(\omega - \omega_{ba}) \quad (1.55)$$

follows, and

$$\alpha = \frac{e^2}{4\pi\varepsilon_0 \hbar c} \simeq \frac{1}{137} \quad (1.56)$$

is the *fine structure constant*.

A radiation pulse has a finite bandwidth so that the intensity is actually distributed over frequencies,

$$I = \int_0^\infty u(\omega) c d\omega \quad (1.57)$$

where $u(\omega)$ is the *spectral energy density*. As a consequence, not all incoming energy flux interacts resonantly with the atom, and (1.54) is to be replaced by

$$\hbar\omega_{ba}W_{ba} = \int_0^\infty u(\omega) c \sigma_{ba} d\omega, \quad (1.58)$$

leading to

$$W_{ba} = \frac{4\pi^2}{m^2} \left(\frac{e^2}{4\pi\varepsilon_0} \right) \frac{u(\omega_{ba})}{\omega_{ba}^2} |M_{ba}(\omega_{ba})|^2. \quad (1.59)$$

1.3.3 Stimulated emission

We have noted already that the second term in (1.43) describes emission, where the electron drops from level a with energy $E_a > E_b$ down to level b . Interchanging the labels a and b (so that level b is again the higher one) we find for the stimulated emission rate \bar{W}_{ab}

$$\bar{W}_{ab} = W_{ba}, \quad \bar{\sigma}_{ab} = \sigma_{ba}. \quad (1.60)$$

The fact that the rates for absorption and stimulated emission are equal is called the *principle of detailed balancing*. However, how frequently a process occurs also depends on the population of the levels involved. In equilibrium the upper level is less populated according to the Boltzmann factor $\exp(-\hbar\omega_{ba}/k_B T)$ (see also Sec. 1.3.7 below).

1.3.4 Spontaneous emission

So far we have not quantized the electromagnetic field. If we did we would have obtained for the absorption rate

$$W_{ba} = \frac{4\pi^2}{m^2} \left(\frac{e^2}{4\pi\epsilon_0} \right) \frac{N(\omega_{ba})\hbar}{V\omega_{ba}} |M_{ba}(\omega_{ba})|^2 \delta(\omega - \omega_{ba}), \quad (1.61)$$

where $N(\omega_{ba})$ is the (expectation) number of photons of energy $\hbar\omega_{ba}$. This expression, because of (1.18)

$$I = \frac{\hbar\omega Nc}{V},$$

is the same as (1.53).

However, because of the property of the creation operator (when acting on a Fock state)

$$a^\dagger |n\rangle = \sqrt{n+1} |n+1\rangle \quad (1.62)$$

the emission rate is different from the one without quantization of the electromagnetic field:

$$\bar{W}_{ab} = \frac{4\pi^2}{m^2} \left(\frac{e^2}{4\pi\epsilon_0} \right) \frac{[N(\omega_{ba}) + 1]\hbar}{V\omega_{ba}} |M_{ba}(\omega_{ba})|^2 \delta(\omega - \omega_{ba}). \quad (1.63)$$

Without quantization of the electromagnetic field there is no emission unless there are already photons in the respective mode. In a quantized field an atom in an excited state can also emit a photon into an empty mode, thanks to the 1 in $N(\omega_{ba}) + 1$ in the numerator on the right hand side of (1.63). For $N(\omega_{ba}) \gg 1$ the extra 1 can be neglected. Instead, for $N(\omega_{ba}) = 0$ *only* spontaneous emission contributes:

$$W_{ab}^s = \frac{4\pi^2}{m^2} \left(\frac{e^2}{4\pi\epsilon_0} \right) \frac{\hbar}{V\omega_{ba}} |M_{ba}(\omega_{ba})|^2 \delta(\omega - \omega_{ba}). \quad (1.64)$$

Getting rid of the quantization volume via the density of states

Which photons can be emitted in the process of spontaneous emission depends on the boundary conditions. If the atom is placed into a cavity, the electromagnetic field must fit into this cavity. In our case we are interested in radiation propagating in free space. The quantization volume is just introduced as a mathematical trick to identify discrete modes of the radiation field before the continuum limit is taken, but has no physical significance. In all observables the quantization volume cancels out, e.g., by multiplication with the density of states, as we will see now. We impose periodic boundary conditions⁴ and thus find for the wave vector components

$$k_x = \frac{2\pi}{L}n_x, \quad k_y = \frac{2\pi}{L}n_y, \quad k_z = \frac{2\pi}{L}n_z, \quad (1.65)$$

with n_x, n_y, n_z being positive or negative integers. In the continuum limit

$$d^3n = dn_x dn_y dn_z = \left(\frac{L}{2\pi}\right)^3 dk_x dk_y dk_z = \left(\frac{L}{2\pi}\right)^3 k^2 dk d\Omega = \frac{V}{(2\pi)^3} \frac{\omega^2}{c^3} d\omega d\Omega, \quad (1.66)$$

using $k = \omega/c$ in the last step. The density of states $\varrho_a(\omega)$ follows from

$$d^3n = \varrho_a(\omega) d\omega d\Omega, \quad (1.67)$$

leading to

$$\varrho_a(\omega) = \frac{V}{(2\pi)^3} \frac{\omega^2}{c^3}. \quad (1.68)$$

Multiplying $\varrho_a(\omega) d\omega d\Omega$ to the right hand side of (1.64) and integrating out ω yields the rate at which linearly polarized photons are emitted under an angle (θ, ϕ) into a solid angle element $d\Omega$:⁵

$$W_{ab}^s d\Omega = \frac{\hbar}{2\pi m^2 c^3} \left(\frac{e^2}{4\pi\epsilon_0}\right) \omega_{ba} |M_{ba}(\omega_{ba})|^2 d\Omega. \quad (1.69)$$

The quantization volume V canceled, as required. Integration over all emission angles and summation over the two linearly independent polarizations ϵ_λ , $\lambda = 1, 2$ leads to the total rate

$$W_{ab}^s = \frac{\hbar}{2\pi m^2 c^3} \left(\frac{e^2}{4\pi\epsilon_0}\right) \int d\Omega \sum_{\lambda=1}^2 \omega_{ba} |M_{ba}^{(\lambda)}(\omega_{ba})|^2 \quad (1.70)$$

with

$$M_{ba}^{(\lambda)}(\omega) = \langle \psi_b | e^{i\mathbf{k}\cdot\mathbf{r}} \epsilon_\lambda \cdot \nabla | \psi_a \rangle. \quad (1.71)$$

⁴As it was done in the derivation of (1.61) and (1.63).

⁵In the following, we keep the notation W_{ab}^s for what actually is $\int W_{ab}^s \varrho_a(\omega) d\omega$.

1.3.5 Dipole approximation

If the wavelength is much greater than the relevant atomic length scale one may cut the expansion

$$e^{i\mathbf{k}\cdot\mathbf{r}} = 1 + i\mathbf{k}\cdot\mathbf{r} + \frac{1}{2!}(i\mathbf{k}\cdot\mathbf{r})^2 + \dots \quad (1.72)$$

already after the first term. As the vector potential then loses its spatial dependence, the magnetic field $\mathbf{B} = \nabla \times \mathbf{A}(t) = \mathbf{0}$ vanishes. The electric field is considered uniform on the atomic length scale so that also retardation effects are neglected. This approximation is called the *dipole approximation*.

In dipole approximation

$$M_{ba} \rightarrow M_{ba}^D = \boldsymbol{\varepsilon} \cdot \langle \psi_b | \nabla | \psi_a \rangle = \frac{i}{\hbar} \boldsymbol{\varepsilon} \cdot \langle \psi_b | \mathbf{p} | \psi_a \rangle \quad (1.73)$$

where in the last step we used the fact that $\mathbf{p} = -i\hbar\nabla$ in position space representation.

1.3.6 Gauge transformations in dipole approximation

As in dipole approximation the A^2 -term in (1.33)⁶ is purely time-dependent, it can be transformed away by a contact transformation. Substituting

$$\psi = \exp\left(-\frac{ie^2}{2m\hbar} \int^t A^2(t') dt'\right) \psi' \quad (1.74)$$

one obtains the time-dependent Schrödinger equation in so-called *velocity gauge*,

$$i\hbar \frac{\partial}{\partial t} \psi' = \left(H_0 + \frac{e}{m} \mathbf{A}(t) \cdot \mathbf{p} \right) \psi' \quad (1.75)$$

with H_0 given in (1.35). Another option is

$$\psi = \exp\left(-\frac{ie}{\hbar} \mathbf{A}(t) \cdot \mathbf{r}\right) \psi'', \quad (1.76)$$

leading to the *length gauge* Schrödinger equation

$$i\hbar \frac{\partial}{\partial t} \psi'' = (H_0 + e\mathbf{E}(t) \cdot \mathbf{r}) \psi''. \quad (1.77)$$

Here, the electric field of the electromagnetic wave is $\mathbf{E}(t) = -\partial_t \mathbf{A}(t)$. Assuming a linearly polarized vector potential (1.42) the polarization vector $\boldsymbol{\varepsilon}$ is the same for \mathbf{E}

⁶Repeated here for convenience:

$$H = -\frac{\hbar^2}{2m} \nabla^2 - i\hbar \frac{e}{m} \mathbf{A} \cdot \nabla + \frac{e^2}{2m} A^2 + V_C.$$

and \mathbf{A} . Note that the transformation (1.76) can be interpreted as a translation in momentum space.

If we perform the perturbative treatment of Sec. 1.3.1 in dipole approximation and length gauge we have

$$H_{\text{int}}(t) = e\mathbf{E}(t) \cdot \mathbf{r} \quad (1.78)$$

and

$$M_{ba}^{\text{D}} = \frac{m\omega_{ba}}{\hbar e} \boldsymbol{\varepsilon} \cdot \mathbf{D}_{ba}, \quad \mathbf{D}_{ba} = -e\langle\psi_b|\mathbf{r}|\psi_a\rangle = -e\mathbf{r}_{ba} \quad (1.79)$$

so that, inserted in (1.59),

$$W_{ba}^{\text{D}} = \frac{4\pi^2}{\hbar^2} \left(\frac{1}{4\pi\varepsilon_0} \right) u(\omega_{ba}) |\boldsymbol{\varepsilon} \cdot \mathbf{D}_{ba}|^2 = \frac{4\pi^2}{\hbar^2} \left(\frac{e^2}{4\pi\varepsilon_0} \right) u(\omega_{ba}) |\boldsymbol{\varepsilon} \cdot \mathbf{r}_{ba}|^2 \quad (1.80)$$

follows. The dipole transition matrix element \mathbf{D}_{ba} or \mathbf{r}_{ba} are atomic properties, the polarization vector $\boldsymbol{\varepsilon}$ is a property of the external field. Their orientation with respect to each other is crucial for the probability that a transition takes place in dipole approximation.

If the matrix element M_{ba} vanishes the corresponding transition is forbidden in first-order perturbation theory. If M_{ba}^{D} vanishes, the transition is called “E1 dipole-forbidden”. The next-order term in the expansion (1.72) $i\mathbf{k} \cdot \mathbf{r}$ may give rise to magnetic dipole (M1) or electric quadrupole (E2) transitions.

The last expression in (1.80) can be written as

$$W_{ba}^{\text{D}} = \frac{4\pi^2}{\hbar^2} \left(\frac{e^2}{4\pi\varepsilon_0} \right) u(\omega_{ba}) |\mathbf{r}_{ba}|^2 \cos^2 \theta \quad (1.81)$$

with θ being the angle between $\boldsymbol{\varepsilon}$ and \mathbf{r}_{ba} . If the radiation is unpolarized one has to average $\cos^2 \theta$ over all solid angles,

$$\frac{1}{4\pi} \int_0^{2\pi} d\phi \int_{-1}^1 d(\cos \theta) \cos^2 \theta = \frac{1}{3}, \quad (1.82)$$

leading to

$$\tilde{W}_{ba}^{\text{D}} = \frac{4\pi^2}{3\hbar^2} \left(\frac{1}{4\pi\varepsilon_0} \right) u(\omega_{ba}) |\mathbf{D}_{ba}|^2 = \frac{4\pi^2}{3\hbar^2} \left(\frac{e^2}{4\pi\varepsilon_0} \right) u(\omega_{ba}) |\mathbf{r}_{ba}|^2. \quad (1.83)$$

We know already that the rate for stimulated emission equals that of absorption. The rate for spontaneous emission (1.69) in dipole approximation and length form becomes

$$W_{ab}^{\text{SD}} d\Omega = \frac{1}{2\pi\hbar c^3} \left(\frac{1}{4\pi\varepsilon_0} \right) \omega_{ba}^3 |\boldsymbol{\varepsilon} \cdot \mathbf{D}_{ba}|^2 d\Omega = \frac{1}{2\pi\hbar c^3} \left(\frac{e^2}{4\pi\varepsilon_0} \right) \omega_{ba}^3 |\boldsymbol{\varepsilon} \cdot \mathbf{r}_{ba}|^2 d\Omega. \quad (1.84)$$

Summation over the two polarization directions and integration over the angles yields the total rate (\rightarrow exercise)

$$\tilde{W}_{ab}^{\text{SD}} = \frac{4}{3\hbar c^3} \left(\frac{1}{4\pi\varepsilon_0} \right) \omega_{ba}^3 |\mathbf{D}_{ba}|^2 = \frac{4\alpha}{3c^2} \omega_{ba}^3 |\mathbf{r}_{ba}|^2. \quad (1.85)$$

1.3.7 Einstein coefficients

Consider an ensemble of atoms in a container. Only two nondegenerate levels $E_b > E_a$ are assumed to be relevant, and the ensemble is supposed to be in thermal equilibrium at temperature T .

The number of atoms undergoing a transition $a \rightarrow b$ per unit time is governed by

$$\dot{N}_{ba} = W_{ba}N_a \quad (1.86)$$

where N_a is the number of atoms in state a . Einstein introduced a coefficient B_{ba} which relates the spectral energy density $u(\omega)$ with the absorption rate according

$$B_{ba} = \frac{\tilde{W}_{ba}^D}{u(\omega)} = \frac{4\pi^2}{3\hbar^2} \left(\frac{1}{4\pi\epsilon_0} \right) |\mathbf{D}_{ba}|^2. \quad (1.87)$$

Hence,

$$\dot{N}_{ba} = B_{ba}N_a u(\omega_{ba}). \quad (1.88)$$

The number of transitions $b \rightarrow a$ per unit time, accompanied by the emission of a photon, reads

$$\dot{N}_{ab} = A_{ab}N_b + B_{ab}N_b u(\omega_{ba}). \quad (1.89)$$

A_{ab} is the Einstein coefficient for spontaneous emission, B_{ab} is the Einstein coefficient for stimulated emission. At equilibrium there must be as many “upward” as “downward” transitions, $\dot{N}_{ba} = \dot{N}_{ab}$ so that

$$\frac{N_a}{N_b} = \frac{A_{ab} + B_{ab}u}{B_{ba}u}. \quad (1.90)$$

On the other hand we know that

$$\frac{N_a}{N_b} = e^{\hbar\omega_{ba}/k_B T}. \quad (1.91)$$

As a consequence, the spectral energy density is

$$u(\omega_{ba}) = \frac{A_{ab}}{B_{ba}e^{\hbar\omega_{ba}/k_B T} - B_{ab}}. \quad (1.92)$$

Comparing this with Planck’s distribution

$$u(\omega_{ba}) = \frac{\hbar\omega_{ba}^3}{\pi^2 c^3} \frac{1}{e^{\hbar\omega_{ba}/k_B T} - 1} \quad (1.93)$$

yields the detailed balance and a relation between spontaneous emission and absorption:

$$B_{ba} = B_{ab}, \quad (1.94)$$

$$A_{ab} = \frac{\hbar\omega_{ba}^3}{\pi^2 c^3} B_{ab}. \quad (1.95)$$

It is easily verified that the latter equation agrees with the above derived result (1.85), i.e.,

$$A_{ab} = \tilde{W}_{ab}^{\text{SD}}. \quad (1.96)$$

In the case of degenerate levels (degeneracies g_a, g_b) one obtains

$$g_a B_{ba} = g_b B_{ab} \quad (1.97)$$

whereas Eq. (1.95) remains valid (\rightarrow exercise).

1.3.8 Spontaneous emission from the 2p level

As a concrete example we want to evaluate the rate of spontaneous emission (1.85) for the 2p \rightarrow 1s-transition in hydrogen-like atoms or ions. First we remind ourselves that the energy levels are given by⁷

$$E_n = -\frac{e^2}{4\pi\epsilon_0 a_0} \frac{Z^2}{2n^2} = -\frac{1}{2} mc^2 \frac{(Z\alpha)^2}{n^2}, \quad n = 1, 2, 3, \dots \quad (1.98)$$

where

$$a_0 = \frac{4\pi\epsilon_0 \hbar^2}{me^2} \quad (1.99)$$

is the Bohr radius and n is the principal quantum number. The transition frequency ω_{ba} that appears in (1.85) thus is

$$\omega_{2p,1s} = -\frac{1}{2} \frac{mc^2}{\hbar} (Z\alpha)^2 \left(\frac{1}{4} - 1 \right) = \frac{3}{8} \frac{mc^2}{\hbar} (Z\alpha)^2. \quad (1.100)$$

The matrix element $\mathbf{r}_{21m,100}$ (where the indices indicate the $n\ell m$ -quantum numbers of the 2p and 1s state involved) needs to be evaluated with the corresponding hydrogenic eigenfunctions. We remember that the hydrogenic eigenfunctions separate into a radial and an angular part,

$$\Psi_{n\ell m}(r, \theta, \phi) = R_{n\ell}(r) Y_{\ell}^m(\theta, \phi) \quad (1.101)$$

with $Y_{\ell}^m(\theta, \phi)$ being the spherical harmonics, and the orbital angular momentum and magnetic quantum numbers obey

$$\ell = 0, 1, \dots, n-1, \quad m = -\ell, -\ell+1, \dots, \ell, \quad (1.102)$$

respectively. The bound-state radial wave functions $R_{n\ell}(r)$ are normalized according to

$$\int_0^{\infty} |R_{n\ell}|^2 r^2 dr = 1 \quad (1.103)$$

⁷Here, we neglect spin-orbit coupling and other corrections.

and can be expressed in terms of Laguerre polynomials. We give explicitly the first three of them:

$$R_{10}(r) = 2 \left(\frac{Z}{a_0} \right)^{3/2} e^{-Zr/a_0}, \quad (1.104)$$

$$R_{20}(r) = 2 \left(\frac{Z}{2a_0} \right)^{3/2} \left(1 - \frac{Zr}{2a_0} \right) e^{-Zr/2a_0}, \quad (1.105)$$

$$R_{21}(r) = \frac{1}{\sqrt{3}} \left(\frac{Z}{2a_0} \right)^{3/2} \frac{Zr}{a_0} e^{-Zr/2a_0}. \quad (1.106)$$

The spherical harmonics for $\ell = 0$ and 1 read

$$Y_0^0 = \sqrt{\frac{1}{4\pi}}, \quad (1.107)$$

$$Y_1^0(\theta) = \sqrt{\frac{3}{4\pi}} \cos \theta, \quad (1.108)$$

$$Y_1^{\pm 1}(\theta, \phi) = \mp \sqrt{\frac{3}{8\pi}} \sin \theta e^{\pm i\phi}. \quad (1.109)$$

With this we find for the matrix element $\mathbf{r}_{21m,100}$

$$\mathbf{r}_{21m,100} = \int_0^\infty R_{21}(r) R_{10}(r) r^3 dr \int [Y_1^m(\theta, \phi)]^* \mathbf{e}_r(\theta, \phi) Y_0^0 d\Omega. \quad (1.110)$$

The radial integral gives

$$\int_0^\infty R_{21}(r) R_{10}(r) r^3 dr = \left(\frac{Z}{a_0} \right)^4 \frac{1}{\sqrt{6}} \int_0^\infty r^4 e^{-3Zr/2a_0} dr = \frac{a_0}{Z} \frac{24}{\sqrt{6}} \left(\frac{2}{3} \right)^5. \quad (1.111)$$

The angular integration can be performed using

$$\mathbf{e}_r \cdot \mathbf{e}_x = \cos \phi \sin \theta = \sqrt{\frac{2\pi}{3}} (-Y_1^1 + Y_1^{-1}), \quad (1.112)$$

$$\mathbf{e}_r \cdot \mathbf{e}_y = \sin \phi \sin \theta = \sqrt{\frac{2\pi}{3}} i(Y_1^1 + Y_1^{-1}), \quad (1.113)$$

$$\mathbf{e}_r \cdot \mathbf{e}_z = \cos \theta = \sqrt{\frac{4\pi}{3}} Y_1^0 \quad (1.114)$$

(arguments of the Y_ℓ^m 's suppressed) and the orthogonality of the spherical harmonics,

$$\int [Y_\ell^m(\theta, \phi)]^* Y_{\ell'}^{m'}(\theta, \phi) d\Omega = \delta_{\ell\ell'} \delta_{mm'}. \quad (1.115)$$

For, e.g., the x -component we find

$$\begin{aligned} \int [Y_1^m(\theta, \phi)]^* \cos \phi \sin \theta Y_0^0 d\Omega &= \int [Y_1^m]^* \sqrt{\frac{2\pi}{3}} (-Y_1^1 + Y_1^{-1}) \sqrt{\frac{1}{4\pi}} d\Omega \\ &= \sqrt{\frac{1}{6}} (-\delta_{m,1} + \delta_{m,-1}) \end{aligned} \quad (1.116)$$

so that

$$\mathbf{r}_{21m,100} \cdot \mathbf{e}_x = x_{21m,100} = \frac{a_0}{Z} 4 \left(\frac{2}{3}\right)^5 (-\delta_{m,1} + \delta_{m,-1}) \quad (1.117)$$

and analogously

$$y_{21m,100} = \frac{a_0}{Z} 4 \left(\frac{2}{3}\right)^5 i(\delta_{m,1} + \delta_{m,-1}), \quad (1.118)$$

$$z_{21m,100} = \frac{a_0}{Z} \frac{24}{\sqrt{18}} \left(\frac{2}{3}\right)^5 \delta_{m,0}. \quad (1.119)$$

Hence,

$$\begin{aligned} |\mathbf{r}_{21m,100}|^2 &= \left(\frac{a_0}{Z}\right)^2 \frac{24^2}{18} \left(\frac{2}{3}\right)^{10} \left(\delta_{m,0} + \frac{1}{2}(\delta_{m,1} + \delta_{m,-1}) + \frac{1}{2}(\delta_{m,1} + \delta_{m,-1})\right) \\ &= \left(\frac{a_0}{Z}\right)^2 \frac{2^{15}}{3^{10}} (\delta_{m,0} + \delta_{m,1} + \delta_{m,-1}) \end{aligned} \quad (1.120)$$

$$= \frac{1}{Z^2} \left(\frac{\hbar}{m c \alpha}\right)^2 \frac{2^{15}}{3^{10}} (\delta_{m,0} + \delta_{m,1} + \delta_{m,-1}), \quad (1.121)$$

and we see (using (1.85)) that all magnetic sublevels contribute with the same partial rate,

$$\begin{aligned} \tilde{W}_{21m,100}^{\text{sD}} &= \frac{4\alpha}{3c^2} \underbrace{\left(\frac{3}{8} \frac{m c^2}{\hbar} (Z\alpha)^2\right)^3}_{\omega_{ba}^3} \underbrace{\frac{1}{Z^2} \left(\frac{\hbar}{m c \alpha}\right)^2 \frac{2^{15}}{3^{10}}}_{|\mathbf{r}_{21m,100}|^2 \text{ for any } m} \\ &= \left(\frac{2}{3}\right)^8 \frac{m \alpha^5 Z^4 c^2}{\hbar}. \end{aligned} \quad (1.122)$$

If all these levels are equally populated the average

$$\langle \tilde{W}_{21m,100}^{\text{sD}} \rangle_m = \frac{1}{3} \sum_{m=-1}^1 \tilde{W}_{21m,100}^{\text{sD}} \quad (1.123)$$

yields the same result as (1.122),

$$\langle \tilde{W}_{21m,100}^{\text{sD}} \rangle_m = \left(\frac{2}{3}\right)^8 \frac{m \alpha^5 Z^4 c^2}{\hbar} = 6.27 \times 10^8 Z^4 \text{ s}^{-1}. \quad (1.124)$$

Table 1.1: Lifetimes of hydrogenic levels.

level	2p	3s	3p	3d	4s	4p	4d	4f
$\tau/10^{-8}$ s	0.16	16	0.54	1.56	23	1.24	3.65	7.3

We see that there is a strong Z -dependence of the spontaneous decay rate. For light atoms and ions spontaneous decay is slow compared to, e.g., the pulse duration of picosecond (10^{-12} s) or even femtosecond (10^{-15} s) laser pulses. This is good news for several reasons. First, it allows the experimentalists to *prepare* atoms in desired states. They can, for instance, create a population inversion (laser), meaning that a higher state is more likely populated than a lower one. If spontaneous emission were faster, such a preparation would be quickly destroyed or simply not feasible to achieve in the first place. Second, the depopulation of excited states by spontaneous emission of photons need not be taken into account when the TDSE is solved numerically.⁸

1.3.9 Atomic lifetimes

The number of atoms $N(t)$ in an excited state b decreases according to the rate equation

$$\dot{N}(t) = -N(t) \sum_k \tilde{W}_{kb}^{\text{sD}} \quad (1.125)$$

where k runs over all states to which the system can decay. Hence,

$$N(t) = N(0) e^{-t/\tau_b} \quad (1.126)$$

where

$$\tau_b = \frac{1}{\sum_k \tilde{W}_{kb}^{\text{sD}}} \quad (1.127)$$

is the *lifetime* of the level b . Lifetimes for hydrogenic levels are given in Table 1.1. Note that the transition rate for the 2s level vanishes in first order in dipole approximation. In fact, $\tau_{2s} = 0.14$ s, which is very slow compared to the values in Table 1.1. The 2s-state is therefore called *metastable*. Two photons are emitted in the $2s \rightarrow 1s$ decay, which is less likely and requires second order perturbation theory for a description.

1.3.10 Selection rules

From (1.80) and (1.84) it is apparent that $\boldsymbol{\varepsilon} \cdot \mathbf{r}_{ba}$ determines whether a single-photon transition is dipole-allowed or not. This gives rise to so-called *selection rules*. We

⁸We shall come back to this later on when we study the quantum dynamics in strong and short laser pulses.

choose the quantization axis to be the z -axis⁹ and express vectors in the *spherical basis*

$$\mathbf{e}_{\pm 1} = \mp \frac{1}{\sqrt{2}}(\mathbf{e}_x \pm i\mathbf{e}_y), \quad (1.128)$$

$$\mathbf{e}_0 = \mathbf{e}_z. \quad (1.129)$$

The spherical basis vectors have the property

$$\mathbf{e}_q \cdot \mathbf{e}_{q'}^* = \delta_{qq'}, \quad q, q' = -1, 0, 1 \quad (1.130)$$

(\rightarrow exercise). The covariant spherical components of the position vector read

$$r_{\pm 1} = \mp \frac{1}{\sqrt{2}}(x \pm iy) = \mp \frac{1}{\sqrt{2}}r \sin \theta e^{\pm i\phi} = r\sqrt{\frac{4\pi}{3}}Y_1^{\pm 1}(\theta, \phi), \quad (1.131)$$

$$r_0 = z = r \cos \theta = r\sqrt{\frac{4\pi}{3}}Y_1^0(\theta, \phi), \quad (1.132)$$

i.e.,

$$r_q = r\sqrt{\frac{4\pi}{3}}Y_1^q(\theta, \phi). \quad (1.133)$$

It is easy to verify that

$$\mathbf{r} = \sum_{q=-1}^{+1} r_q \mathbf{e}_q^* = \sum_{q=-1}^{+1} r_q^* \mathbf{e}_q. \quad (1.134)$$

The $r_q^* =: r^q$ are the contravariant spherical components of \mathbf{r} . We also expand the polarization vector

$$\boldsymbol{\varepsilon} = \sum_{q=-1}^{+1} \varepsilon_q \mathbf{e}_q^* = \sum_{q=-1}^{+1} \varepsilon_q^* \mathbf{e}_q \quad (1.135)$$

and obtain with (1.130)

$$\boldsymbol{\varepsilon} \cdot \mathbf{r} = \sum_{q=-1}^{+1} \sum_{q'=-1}^{+1} \varepsilon_q^* r_{q'} \mathbf{e}_q \cdot \mathbf{e}_{q'}^* = \sum_{q=-1}^{+1} \varepsilon_q^* r_q. \quad (1.136)$$

As a consequence,

$$\boldsymbol{\varepsilon} \cdot \mathbf{r}_{ba} = \sum_{q=-1}^{+1} \varepsilon_q^* \langle \Psi_b | r_q | \Psi_a \rangle \quad (1.137)$$

results for one-electron atoms, and, with (1.101),

$$\langle \Psi_{n'\ell'm'} | r_q | \Psi_{n\ell m} \rangle = \sqrt{\frac{4\pi}{3}} \int_0^\infty dr r^3 R_{n'\ell'm'} R_{n\ell m} \int d\Omega [Y_{\ell'}^{m'}]^* Y_1^q Y_\ell^m. \quad (1.138)$$

⁹This defines the coordinate system for the spherical harmonics.

The integral $\langle \Psi_{n'\ell'm'} | r_q | \Psi_{n\ell m} \rangle = \int d^3r \Psi_{n'\ell'm'}^*(\mathbf{r}) r_q \Psi_{n\ell m}(\mathbf{r})$ can as well be performed using the substitution $\mathbf{r} \rightarrow -\mathbf{r}$ (reflection or space inversion) and must lead to the same result. Because under reflection $\mathbf{r} \rightarrow -\mathbf{r}$

$$R_{n\ell}(r) Y_\ell^m(\theta, \phi) \xrightarrow{\mathbf{r} \rightarrow -\mathbf{r}} R_{n\ell}(r) Y_\ell^m(\pi - \theta, \phi + \pi) = R_{n\ell}(r) (-1)^\ell Y_\ell^m(\theta, \phi), \quad (1.139)$$

that is, ℓ determines the parity of the wave function and r does not change, we find

$$\langle \Psi_{n'\ell'm'} | r_q | \Psi_{n\ell m} \rangle = (-1)^{\ell+\ell'+1} \langle \Psi_{n'\ell'm'} | r_q | \Psi_{n\ell m} \rangle \Rightarrow (\ell + \ell' + 1) \text{ even} \quad (1.140)$$

unless the matrix element vanishes. This means that the dipole operator only allows for transitions between states of opposite parity. We will now constrain the conditions for a transition being allowed further.

The radial integral in (1.138) never vanishes. Hence, it is the angular integral over the three spherical harmonics defining the selection rules. Because $Y_\ell^m \sim e^{im\phi}$ the integral over the angle ϕ is of the form

$$J(m, m', q) = \int_0^{2\pi} e^{i(m+q-m')\phi} d\phi, \quad (1.141)$$

which is nonvanishing only if

$$m' = m + q. \quad (1.142)$$

In case of $q = 0$ the polarization vector is in z -direction (linear polarization) and $m' = m$, i.e., $\Delta m = m' - m = 0$. In case of $q = \pm 1$ the propagation vector \mathbf{k} is in z -direction and $m' = m \pm 1$, i.e., $\Delta m = \pm 1$ (circular polarization, see next Subsection).

In order to extract the selection rule for the orbital angular momentum we need to consider the integral over the product of three spherical harmonics in (1.138),

$$\mathcal{A}(\ell, m, \ell', m', q) = \int d\Omega [Y_{\ell'}^{m'}]^* Y_1^q Y_\ell^m, \quad (1.143)$$

which can be expressed in terms of *Clebsch-Gordan coefficients*,

$$\mathcal{A}(\ell, m, \ell', m', q) = \sqrt{\frac{3}{4\pi} \frac{(2\ell+1)}{(2\ell'+1)}} \langle \ell 1 0 0 | \ell' 0 \rangle \langle \ell 1 m q | \ell' m' \rangle. \quad (1.144)$$

The Clebsch-Gordan coefficients are tabulated in books on the quantum theory of angular momentum.¹⁰ It is found that $\langle \ell 1 m q | \ell' m' \rangle$ is only non-vanishing if $m' = m + q$, as observed previously, and

$$\ell' = \ell \pm 1, \quad (1.145)$$

i.e., $\Delta \ell = \ell' - \ell = \pm 1$. This result can be also established without resorting to Clebsch-Gordan coefficients but just using the orthogonality of the spherical harmonics (1.115) and recurrence relations (\rightarrow exercise).

¹⁰For instance, D.A. Varshalovich *et al.*, *Quantum Theory of Angular Momentum*, (World Scientific).

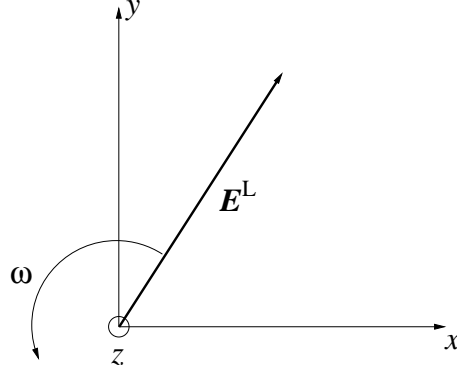


Figure 1.3: How the electric field vector rotates in an anti-clockwise (left-) polarized electromagnetic wave which propagates in z -direction (towards the reader).

Electron spin

The dipole operator does not couple to the electron spin, which is the reason why we have not considered the electron spin in the first place. The electron spin thus remains unaffected by the absorption or emission of dipole radiation.

1.3.11 Helicity of the photon

Let us consider the vector potential

$$\mathbf{A}^L(z, t) = \frac{1}{\sqrt{2}} \hat{A} (\cos(kz - \omega t) \mathbf{e}_x - \sin(kz - \omega t) \mathbf{e}_y) \quad (1.146)$$

and the corresponding electric field $\mathbf{E}^L = -\partial_t \mathbf{A}^L$

$$\mathbf{E}^L(z, t) = \frac{1}{\sqrt{2}} \hat{A} \omega (-\sin(kz - \omega t) \mathbf{e}_x - \cos(kz - \omega t) \mathbf{e}_y). \quad (1.147)$$

Figure 1.3 shows how the electric field vector rotates in the xy -plane, as seen from an observer looking towards the incoming wave.

By projecting onto the spherical basis vectors (1.128) we find

$$\mathbf{e}_{\pm 1} \cdot \mathbf{A}^L = \mp \frac{1}{2} \hat{A} (\cos \eta \mp i \sin \eta) = \mp \frac{1}{2} \hat{A} e^{\mp i \eta} \quad (1.148)$$

with $\eta = kz - \omega t$. The vector potential can thus be expanded in the form

$$\mathbf{A}^L = \frac{1}{2} \hat{A} (e^{i\eta} \mathbf{e}_{-1}^* - e^{-i\eta} \mathbf{e}_{+1}^*). \quad (1.149)$$

If we introduce

$$\mathbf{e}_{-1}^* = \frac{1}{\sqrt{2}} (\mathbf{e}_x + i \mathbf{e}_y) =: \mathbf{e}^L, \quad (1.150)$$

$$\mathbf{e}_{+1}^* = -\frac{1}{\sqrt{2}}(\mathbf{e}_x - i\mathbf{e}_y) =: \mathbf{e}^R \quad (1.151)$$

we can write for an anti-clockwise (left-) polarized vector potential

$$\mathbf{A}^L = \frac{1}{2}\hat{A}(\mathbf{e}^L e^{i(kz-\omega t)} + \text{c.c.}) \quad (1.152)$$

and for a clockwise (right-) polarized wave

$$\mathbf{A}^R = \frac{1}{2}\hat{A}(\mathbf{e}^R e^{i(kz-\omega t)} + \text{c.c.}). \quad (1.153)$$

From expression (1.43) we inferred that the term $\sim e^{i\mathbf{k}\cdot\mathbf{r}}$ gives rise to absorption and the term $\sim e^{-i\mathbf{k}\cdot\mathbf{r}}$ gives rise to emission of photons. Therefore the term $\sim \mathbf{e}^L \cdot \mathbf{r}_{ba}$ describes the absorption of a left-hand circularly polarized photon, and the term $\sim \mathbf{e}^R \cdot \mathbf{r}_{ba}$ that of a right-hand one. As we interchanged the labels a and b in the emission term in Sec. 1.3.3 we find that $\mathbf{e}^{L*} \cdot \mathbf{r}_{ab} = \mathbf{e}^{L*} \cdot \mathbf{r}_{ba}^*$ describes the emission of a left-hand circularly polarized photon, and $\mathbf{e}^{R*} \cdot \mathbf{r}_{ab} = \mathbf{e}^{R*} \cdot \mathbf{r}_{ba}^*$ that of a right-hand one.

Let us consider the emission of a left-hand circularly polarized photon,

$$\mathbf{e}^{L*} \cdot \mathbf{r}_{ab} = \frac{1}{\sqrt{2}}(\mathbf{e}_x - i\mathbf{e}_y) \cdot \mathbf{r}_{ab} = \frac{1}{\sqrt{2}}(x_{ab} - iy_{ab}) = \langle \Psi_a | r_{-1} | \Psi_b \rangle. \quad (1.154)$$

In the last step we used (1.131). Because of (1.142) and $q = -1$ in this case, obviously $m' = m - 1$, which means that in the final state the atom lost $1\hbar$ of angular momentum projected onto the z -axis (i.e., the quantization axis). With the same line of arguments one arrives at the conclusion that the emission of a right-hand circularly polarized photon increases the m -quantum number by one.

Because of angular momentum conservation of the total system atom + field, a photon has to carry an angular momentum $\pm\hbar$ in propagation direction. As there can never be an orbital angular momentum $\mathbf{L} = \mathbf{r} \times \mathbf{p}$ in propagation direction the angular momentum of the photon must be *intrinsic*. We call it the spin of the photon. Its projection onto the propagation direction is called *helicity*. It is $+\hbar$ for left-hand and $-\hbar$ for right-hand circularly polarized photons. There is none with $0\hbar$. This is different from a massive spin-1 particle, for which there would be three values (-1 , 0 , and $+1\hbar$) for m_s .

1.3.12 Spectrum of one-electron atoms

The non-relativistic expression for the eigenenergies reads

$$E_n = -\frac{e^2}{4\pi\epsilon_0 a_0} \frac{Z^2}{2n^2} = -\frac{1}{2} m c^2 \frac{(Z\alpha)^2}{n^2}, \quad n = 1, 2, 3, \dots \quad (1.155)$$

where

$$a_0 = \frac{4\pi\epsilon_0 \hbar^2}{m e^2} \quad (1.156)$$

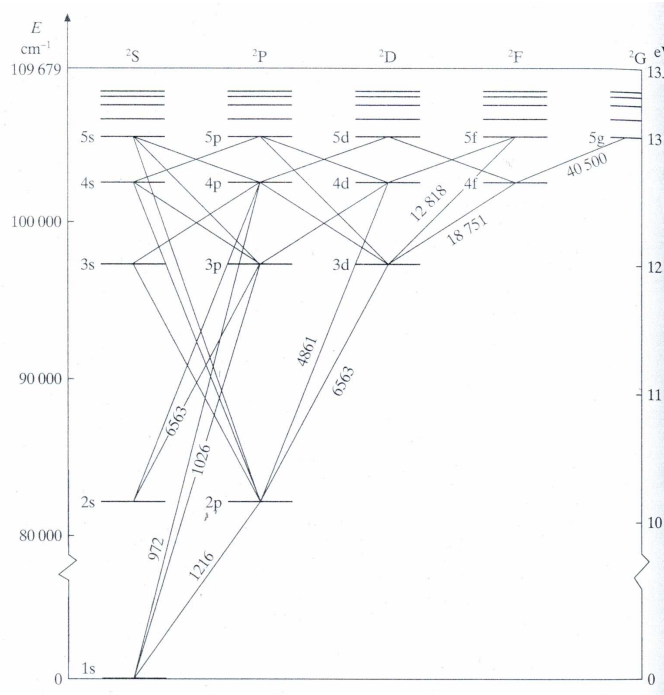


Figure 1.4: Grotrian diagram for atomic hydrogen (from Bransden & Joachain, *Physics of Atoms and Molecules*).

is the Bohr radius and n is the principal quantum number. As these energies only depend on the principal quantum number but the selection rules derived above involve only ℓ and m , the hydrogenic spectrum contains all frequencies

$$\nu_{ab} = \frac{E_{n_b} - E_{n_a}}{h} = \frac{1}{2} m c^2 \frac{\alpha^2}{h} Z^2 \left(\frac{1}{n_a^2} - \frac{1}{n_b^2} \right) \quad (1.157)$$

where $n_b > n_a$. The selection rule (1.145) restricts the possible transitions, as illustrated in the *Grotrian diagram* in Fig. 1.4.

1.3.13 Oscillator strengths

We define the *oscillator strength*

$$f_{ka} = \frac{2m\omega_{ka}}{3\hbar} |\mathbf{r}_{ka}|^2 \quad (1.158)$$

where $\omega_{ka} = (E_k - E_a)/\hbar$, $E_k > E_a$ so that $f_{ka} > 0$ for absorption and $f_{ka} < 0$ for emission. We will now show that

$$\sum_k f_{ka} = 1, \quad (1.159)$$

which is the *Thomas-Reiche-Kuhn* sum rule.

We start with

$$\frac{\hbar}{i} = \langle \psi_a | [p_x, x] | \psi_a \rangle. \quad (1.160)$$

Inserting unity we obtain

$$\frac{\hbar}{i} = \sum_k \langle \psi_a | p_x | \psi_k \rangle \langle \psi_k | x | \psi_a \rangle - \sum_k \langle \psi_a | x | \psi_k \rangle \langle \psi_k | p_x | \psi_a \rangle. \quad (1.161)$$

Making use of

$$\mathbf{p} = m \frac{i}{\hbar} [H_0, \mathbf{r}], \quad (1.162)$$

where H_0 is the atomic Hamiltonian, (1.35) we have

$$\begin{aligned} \frac{\hbar}{i} &= m \frac{i}{\hbar} \left(\sum_k \langle \psi_a | [H_0, x] | \psi_k \rangle \langle \psi_k | x | \psi_a \rangle - \sum_k \langle \psi_a | x | \psi_k \rangle \langle \psi_k | [H_0, x] | \psi_a \rangle \right) \\ &= m \frac{i}{\hbar} \left(\sum_k (E_a - E_k) \langle \psi_a | x | \psi_k \rangle \langle \psi_k | x | \psi_a \rangle - \sum_k (E_k - E_a) \langle \psi_a | x | \psi_k \rangle \langle \psi_k | x | \psi_a \rangle \right) \\ &= \frac{2m}{i\hbar} \sum_k \hbar \omega_{ka} |\langle \psi_k | x | \psi_a \rangle|^2. \end{aligned} \quad (1.163)$$

Hence,

$$1 = \frac{2m}{\hbar} \sum_k \omega_{ka} |\langle \psi_k | x | \psi_a \rangle|^2. \quad (1.164)$$

The same is obtained for y and z so that

$$3 = \frac{2m}{\hbar} \sum_k \omega_{ka} |\mathbf{r}_{ka}|^2, \quad (1.165)$$

and with (1.158) follows (1.159).

If continuum states are involved the sum rule is easily extended to incorporate them as well. Defining

$$\frac{df_{Ea}}{dE} = \frac{2m}{3\hbar} \omega_{Ea} |\mathbf{r}_{Ea}|^2 \quad (1.166)$$

where E labels the energy continuum eigenstates $|\psi_E\rangle$ which are supposed to be normalized according to

$$\langle \psi_E | \psi_{E'} \rangle = \delta(E - E') \quad (1.167)$$

and

$$\mathbf{r}_{Ea} = \langle \psi_E | \mathbf{r} | \psi_a \rangle \quad (1.168)$$

one finds

$$\sum_k f_{ka} + \int_0^\infty \frac{df_{Ea}}{dE} dE = 1. \quad (1.169)$$

We derived the Thomas-Reiche-Kuhn sum rule only for one-electron atoms here but it similarly holds for N -electron atoms,

$$\sum_k f_{ka}^{(N)} = N, \quad (1.170)$$

where

$$f_{ka}^{(N)} = \frac{2m\omega_{ka}}{3\hbar} |\mathbf{R}_{ka}|^2, \quad \mathbf{R}_{ka} = \sum_{i=1}^N \mathbf{r}_{ka}^{(i)}, \quad \mathbf{r}_{ka}^{(i)} = \langle \psi_k | \mathbf{r}_i | \psi_a \rangle \quad (1.171)$$

(\rightarrow exercise).

All transition rates in dipole approximation can be expressed in terms of oscillator strengths, e.g.,

$$\tilde{W}_{ab}^{\text{sD}} = \frac{2\alpha\hbar}{mc^2} \omega_{ba}^2 |f_{ba}|. \quad (1.172)$$

Sum rules are useful in numerical calculations where basis sets are necessarily restricted. One can then test in how far the sum rules are “exhausted”, i.e., how close one is to 1 (or N) when summing up all the oscillator strengths in the numerical implementation.

1.3.14 Spectral lines

What is the energy of a photon being emitted in the process of spontaneous emission? The most likely energy will be $\hbar\omega_{ba}$ because it fits to the energy difference of the levels involved. However, if the lifetime of one of the states (or both) is finite, we expect an uncertainty in the photon energy because of the time-energy uncertainty relation. As a consequence, spectral lines broaden. This leads to a *natural line width* for a given transition, which we will discuss first.

Starting point is (1.39),

$$\dot{c}_b(t) = \frac{1}{i\hbar} \sum_j \langle \psi_b | H_{\text{int}}(t) | \psi_j \rangle c_j(t) e^{i\omega_{bj}t}. \quad (1.173)$$

We are interested in the spontaneous decay of an initial state b to the ground state a . The final state consists of the emitted photon (characterized by its polarization and the direction of emission) and the electron in the ground state. We characterize the corresponding amplitude by $c_a(\omega, \Omega, \lambda, t)$. Retaining only the two states involved we obtain two equations, namely one where \dot{c}_b is coupled with c_a ,

$$\dot{c}_b(t) = -\frac{e}{2m} \frac{V}{(2\pi)^3 c^3} \sum_\lambda \int d\omega \omega^2 \int d\Omega \hat{A}(\omega) M_{ba}^{(\lambda)}(\omega) e^{i(\omega_{ba}-\omega)t} c_a(\omega, \Omega, \lambda, t), \quad (1.174)$$

and another one where \dot{c}_a is coupled to c_b ,

$$\dot{c}_a(\omega, \Omega, \lambda, t) = \frac{e}{2m} \hat{A}(\omega) M_{ba}^{(\lambda)*}(\omega) e^{i(\omega-\omega_{ba})t} c_b(t). \quad (1.175)$$

In (1.174), we sum on the right hand side over the polarization of the emitted photon and the direction of emission, and use the density of states (1.68). In (1.175) we made use of the fact that $M_{ab}^{(\lambda)} = -M_{ba}^{(\lambda)*}$. From (1.16) for $N = 1$ photon we infer the vector potential amplitude

$$\hat{A}(\omega) = \sqrt{\frac{2\hbar}{V\varepsilon_0\omega}}. \quad (1.176)$$

In the perturbative treatment of Sec. 1.3.1 we set $c_b = 1$. Now we allow for a decay from time $t = 0$ on:

$$c_b(t) = \Theta(t) e^{-t/(2\tau_b)}. \quad (1.177)$$

The time-evolution of the initial state wavefunction then reads

$$\psi_b(\mathbf{r}, t) = c_b(t)\psi_b(\mathbf{r}) e^{-iE_b t/\hbar} = \psi_b(\mathbf{r}) e^{-i[E_b - i\hbar/(2\tau_b)]t/\hbar} \quad (1.178)$$

for $t \geq 0$. This resembles the free evolution of a wavefunction with *complex* energy

$$\mathcal{E}_b = E_b - i\frac{\hbar}{2\tau_b}. \quad (1.179)$$

Inserting (1.177) into (1.175) and integrating over t yields

$$\begin{aligned} c_a(\omega, \Omega, \lambda, t) &= \frac{e}{2m} \hat{A}(\omega) M_{ba}^{(\lambda)*}(\omega) \int_0^t e^{i(\omega - \omega_{ba})t' - t'/(2\tau_b)} dt' \\ &= \frac{e}{2m} \hat{A}(\omega) M_{ba}^{(\lambda)*}(\omega) \frac{e^{i(\omega - \omega_{ba})t - t/(2\tau_b)} - 1}{i(\omega - \omega_{ba}) - 1/(2\tau_b)}. \end{aligned} \quad (1.180)$$

For $t \gg \tau_b$ it is seen that the probability $|c_a(\omega, \Omega, \lambda, t)|^2$ for a photon being emitted with polarization ε_λ into the direction Ω is proportional to

$$\left| \frac{1}{i(\omega - \omega_{ba}) - 1/(2\tau_b)} \right|^2 = \frac{1}{(\omega - \omega_{ba})^2 + 1/(4\tau_b^2)}, \quad (1.181)$$

which is maximal for $\omega = \omega_{ba}$ and half of the maximum at $\omega = \omega_{ba} \pm 1/(2\tau_b)$. Hence, introducing the *natural line width*

$$\Gamma_b = \frac{\hbar}{\tau_b} \quad (1.182)$$

we see that the probability $|c_a(\omega, \Omega, \lambda, t)|^2$ is proportional to the *Lorentzian*

$$f(\omega - \omega_{ba}) = \frac{\Gamma_b^2/(4\hbar^2)}{(\omega - \omega_{ba})^2 + \Gamma_b^2/(4\hbar^2)}, \quad (1.183)$$

whose full width half maximum (FWHM) is Γ_b/\hbar and which is shown in Fig. 1.5. The maximum of the function f is unity for all Γ_b so that $\lim_{\Gamma_b \rightarrow 0} f = 0$. Instead, with

$$\tilde{f}(\omega - \omega_{ba}) = \frac{1}{\pi} \frac{\Gamma_b/(2\hbar)}{(\omega - \omega_{ba})^2 + \Gamma_b^2/(4\hbar^2)} \quad (1.184)$$

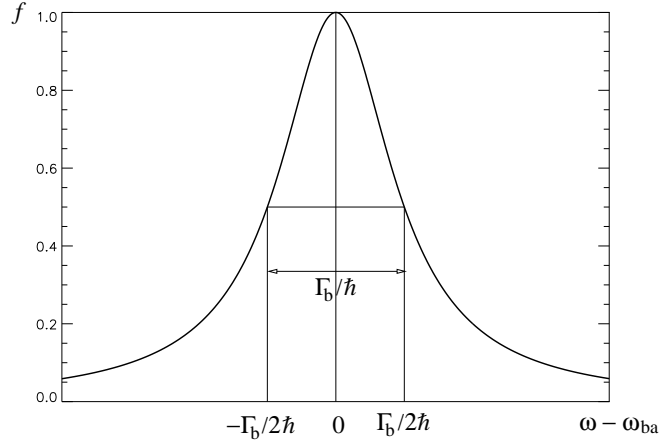


Figure 1.5: Lorentzian Eq. (1.183).

we have

$$\lim_{\Gamma_b \rightarrow 0} \tilde{f}(\omega - \omega_{ba}) = \delta(\omega - \omega_{ba}). \quad (1.185)$$

In order to determine the lifetime we insert c_a from (1.180) into the expression for \dot{c}_b (1.174). This gives

$$\begin{aligned} \dot{c}_b(t) &= -\frac{e^2}{4m^2} \frac{V}{(2\pi)^3 c^3} \sum_{\lambda} \int d\omega \omega^2 \int d\Omega \hat{A}^2(\omega) |M_{ba}^{(\lambda)}(\omega)|^2 \frac{e^{-t/(2\tau_b)} - e^{i(\omega_{ba}-\omega)t}}{i(\omega - \omega_{ba}) - 1/(2\tau_b)}. \\ &= -\frac{\hbar e^2}{2m^2 \varepsilon_0 (2\pi)^3 c^3} \sum_{\lambda} \int d\omega \omega \int d\Omega |M_{ba}^{(\lambda)}(\omega)|^2 \frac{e^{-t/(2\tau_b)} - e^{i(\omega_{ba}-\omega)t}}{i(\omega - \omega_{ba}) - 1/(2\tau_b)}. \\ &= -\frac{e^2}{4\pi \varepsilon_0} \frac{\hbar}{4\pi^2 m^2 c^3} \sum_{\lambda} \int d\omega \omega \int d\Omega |M_{ba}^{(\lambda)}(\omega)|^2 \left\{ \frac{e^{-t/(2\tau_b)} - e^{i(\omega_{ba}-\omega)t}}{i(\omega - \omega_{ba}) - 1/(2\tau_b)} \right\}. \end{aligned}$$

The last term in brackets peaks sharply around $\omega = \omega_{ba}$ while $\omega |M_{ba}^{(\lambda)}(\omega)|^2$ is only slowly varying as a function of ω . Hence we can take $\omega |M_{ba}^{(\lambda)}(\omega)|^2 \simeq \omega_{ba} |M_{ba}^{(\lambda)}(\omega_{ba})|^2$ and the integral over ω can be performed using contour integration (\rightarrow exercise). The result reads

$$\dot{c}_b(t) = -\frac{e^2}{4\pi \varepsilon_0} \frac{\hbar}{4\pi m^2 c^3} \sum_{\lambda} \int d\Omega \omega_{ba} |M_{ba}^{(\lambda)}(\omega_{ba})|^2 e^{-t/(2\tau_b)}. \quad (1.186)$$

On the other hand, from (1.177) follows

$$\dot{c}_b(t) = -\frac{1}{2\tau_b} e^{-t/(2\tau_b)}, \quad t > 0. \quad (1.187)$$

Equating this with (1.186) yields

$$\frac{1}{2\tau_b} = \frac{e^2}{4\pi\epsilon_0} \frac{\hbar}{4\pi m^2 c^3} \sum_{\lambda} \int d\Omega \omega_{ba} |M_{ba}^{(\lambda)}(\omega_{ba})|^2 \quad (1.188)$$

and because of

$$W_{ab}^s = \frac{1}{\tau_b} \quad (1.189)$$

we see that

$$W_{ab}^s = \frac{e^2}{4\pi\epsilon_0} \frac{\hbar}{2\pi m^2 c^3} \sum_{\lambda} \int d\Omega \omega_{ba} |M_{ba}^{(\lambda)}(\omega_{ba})|^2, \quad (1.190)$$

in accordance with the previously derived result (1.70).

One can show that if the state to which the transition takes place also decays the linewidth is given by

$$\Gamma = \hbar \left(\frac{1}{\tau_a} + \frac{1}{\tau_b} \right). \quad (1.191)$$

We saw in Table 1.1 that the lifetimes for hydrogenic levels with $Z = 1$ are on the order of 10^{-8} s. For instance, the energy of the 2p-level is -3.4 eV, the transition energy to the 1s ground state 13.6 eV $- 3.4$ eV = 10.2 eV. The linewidth is $\Gamma = \hbar/\tau \simeq 4 \times 10^{-7}$ eV. In practice, the measured linewidths are usually much greater than the natural line widths, for reasons that will be discussed in the following.

As already suggested by (1.127) the rates of all channels via which a state b may decay should be added up so that

$$\bar{\tau}_b = \frac{1}{W_{\text{tot}}}. \quad (1.192)$$

The same holds for level a and thus

$$\bar{\Gamma} = \hbar \left(\frac{1}{\bar{\tau}_a} + \frac{1}{\bar{\tau}_b} \right). \quad (1.193)$$

This increased linewidth enters (1.183).

Pressure broadening

One reason for an increased decay of levels are *collisions* between atoms. In such a collision the atoms may make transitions between state b and other states without emitting a photon (*radiationless* or *non-radiative transitions*). The collision rate is proportional to the *collision cross section* σ ,

$$W_c = nv\sigma \quad (1.194)$$

where nv is the flux, i.e., the density of atoms times their relative velocity. As the density depends (via an equation of state) on pressure, the broadening due

to collisions is also called *pressure broadening*. Both v and n depend also on the temperature. Hence, spectral lines contain information about the environment of the emitters. In fact, spectral methods are used in astrophysics to learn about stellar atmospheres and in the lab to characterize plasmas.

Doppler broadening

Consider an atom that emits a photon of wavelength λ_0 but which moves with a velocity v towards you or away from you. In the nonrelativistic limit $v/c \ll 1$ the wavelength of the radiation will be shifted according

$$\lambda = \lambda_0 \left(1 \pm \frac{v}{c}\right) \quad (1.195)$$

(upper sign for atom moving away, lower sign for atom approaching). The corresponding angular frequency reads

$$\omega = \omega_0 \left(1 \mp \frac{v}{c}\right). \quad (1.196)$$

We assume that the atoms of mass M obey a Maxwell distribution. As a consequence, the spectral density of the emitted light will be of the form

$$u_{\text{em}}(\omega) = u_{\text{em}}(\omega_0) \exp\left[-\frac{Mv^2}{2kT}\right] = u_{\text{em}}(\omega_0) \exp\left[-\frac{Mc^2}{2kT} \left(\frac{\omega - \omega_0}{\omega_0}\right)^2\right]. \quad (1.197)$$

The FWHM in this case reads (\rightarrow exercise)

$$\Delta\omega = \frac{2\omega_0}{c} \left[\frac{2kT}{M} \ln 2\right]^{1/2}. \quad (1.198)$$

As expected, the Doppler linewidth increases with temperature and decreases with the atomic mass. However, note that it also depends on the central frequency ω_0 itself. Unlike the lines due to spontaneous decay and pressure broadening, Doppler broadening generates a *Gaussian* line shape, not a Lorentzian. Because the Gaussian decreases more rapidly as one moves away from the central frequency ω_0 than a Lorentzian, the wings of a spectral line are determined by the Lorentzian (see Fig. 1.6). Methods to eliminate the Doppler broadening are discussed in the experimental part of this lecture.

1.3.15 Photoelectric effect

Consider a hydrogenic atom whose electron is knocked out by a high-frequency photon of angular frequency ω and wave vector \mathbf{k} . The final state of the electron is a continuum state. The final (nonrelativistic) kinetic energy reads

$$E_f = \frac{\hbar^2 k_f^2}{2m} \ll mc^2. \quad (1.199)$$

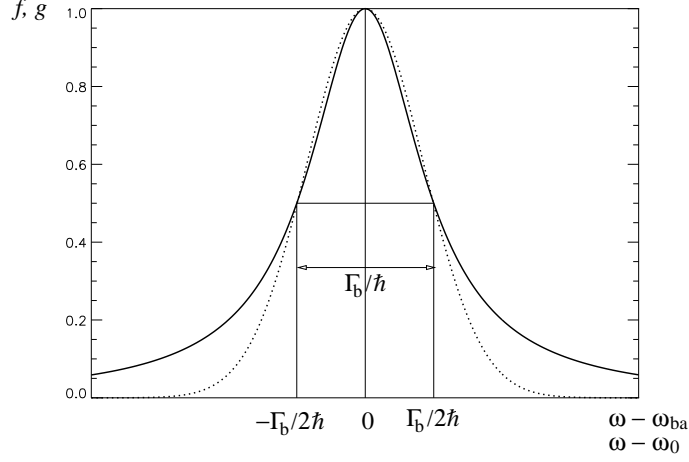


Figure 1.6: Lorentzian (solid) and Gaussian (dotted) with the same FWHM.

If we neglect the influence of the Coulomb potential on the knocked-out electron we can write its wavefunction as

$$\psi_b(\mathbf{k}_f, \mathbf{r}) = \frac{e^{i\mathbf{k}_f \cdot \mathbf{r}}}{(2\pi)^{3/2}}. \quad (1.200)$$

In Sec. 1.3.2, Eq. (1.55) we obtained for the absorption cross section

$$\sigma_{ba} = \frac{4\pi^2\alpha\hbar^2}{m^2\omega_{ba}} |M_{ba}(\omega_{ba})|^2 \delta(\omega - \omega_{ba}). \quad (1.201)$$

The matrix element M_{ba} now governs a bound-free (b-f) transition,

$$M_{ba} \rightarrow M_{ba}^{(b-f)} = \frac{1}{(2\pi)^{3/2}} \int \underbrace{e^{-i\mathbf{k}_f \cdot \mathbf{r}}}_{\text{electron}} \underbrace{e^{i\mathbf{k} \cdot \mathbf{r}}}_{\text{photon}} \boldsymbol{\varepsilon} \cdot \nabla \psi_{1s}(r) d^3r. \quad (1.202)$$

Note that the dimension of this matrix element is not $(\text{length})^{-1}$ anymore, as it was for a bound-bound transition, but $(\text{length})^{1/2}$ because the plane waves (1.200) are dimensionless and normalized to the δ -function. However, by integrating (1.201) over the final wave vector the proper dimension $(\text{length})^2$ is recovered for the cross section:

$$\sigma_{ba}^{(b-f)} = \frac{4\pi^2\alpha\hbar^2}{m^2} \int d^3k_f \frac{1}{\omega_{ba}} |M_{ba}^{(b-f)}(\omega_{ba})|^2 \delta(\omega - \omega_{ba}), \quad (1.203)$$

where now

$$\omega_{ba} = \frac{E_f - E_{1s}}{\hbar}, \quad (1.204)$$

and, because of the energy-conserving δ -function,

$$E_f = E_{1s} + \hbar\omega. \quad (1.205)$$

As

$$d^3k_f = \frac{k_f m}{\hbar^2} dE_f d\Omega \quad (1.206)$$

we obtain

$$\begin{aligned} \sigma_{ba}^{(b-f)} &= \frac{4\pi^2 \alpha \hbar^2}{m^2} \int dE_f \int d\Omega \frac{k_f m}{\hbar^2 \omega_{ba}} |M_{ba}^{(b-f)}(\omega_{ba})|^2 \delta\left(\omega - \frac{E_f - E_{1s}}{\hbar}\right) \\ &= \frac{4\pi^2 \alpha \hbar^2}{m^2} \int dE_f \int d\Omega \frac{k_f m}{\hbar \omega_{ba}} |M_{ba}^{(b-f)}(\omega_{ba})|^2 \delta(\hbar\omega - (E_f - E_{1s})) \\ &= \frac{4\pi^2 \alpha \hbar k_f}{m\omega} \int d\Omega |M_{ba}^{(b-f)}(\omega)|^2, \quad k_f = \frac{1}{\hbar} \sqrt{2m(E_{1s} + \hbar\omega)}, \end{aligned} \quad (1.207)$$

so that

$$\frac{d\sigma_{ba}^{(b-f)}}{d\Omega} = \frac{4\pi^2 \alpha \hbar k_f}{m\omega} |M_{ba}^{(b-f)}(\omega)|^2. \quad (1.208)$$

The matrix element $M_{ba}^{(b-f)}$ can be integrated by parts, giving

$$M_{ba}^{(b-f)} = \frac{-i\boldsymbol{\varepsilon} \cdot (\mathbf{k} - \mathbf{k}_f)}{(2\pi)^{3/2}} \int e^{i(\mathbf{k} - \mathbf{k}_f) \cdot \mathbf{r}} \psi_{1s}(r) d^3r. \quad (1.209)$$

As the polarization direction is perpendicular to the propagation direction

$$\mathbf{k} \cdot \boldsymbol{\varepsilon} = 0 \quad (1.210)$$

and thus

$$\boldsymbol{\varepsilon} \cdot (\mathbf{k} - \mathbf{k}_f) = -\boldsymbol{\varepsilon} \cdot \mathbf{k}_f = -k_f \cos \gamma \quad (1.211)$$

with γ the angle between the direction of ejection and the polarization axis.

The integral in (1.209) is the Fourier-transform of the ground state wavefunction, i.e., with

$$\mathbf{K} = \mathbf{k} - \mathbf{k}_f \quad (1.212)$$

we find for a 1s hydrogenic wave function (\rightarrow exercise)

$$\int e^{i\mathbf{K} \cdot \mathbf{r}} \psi_{1s}(r) d^3r = 8\pi \left(\frac{Z^3}{\pi a_0^3}\right)^{1/2} \frac{Z/a_0}{[(Z/a_0)^2 + K^2]^2}. \quad (1.213)$$

Putting everything together we obtain

$$M_{ba}^{(b-f)} = \frac{ik_f \cos \gamma}{\pi} \left(\frac{8Z^5}{a_0^5}\right)^{1/2} \frac{1}{[(Z/a_0)^2 + K^2]^2} \quad (1.214)$$

so that

$$\frac{d\sigma_{ba}^{(b-f)}}{d\Omega} = 32\alpha \frac{\hbar k_f^3}{m\omega} \frac{a_0^3 Z^5 \cos^2 \gamma}{[Z^2 + a_0^2 K^2]^4}. \quad (1.215)$$

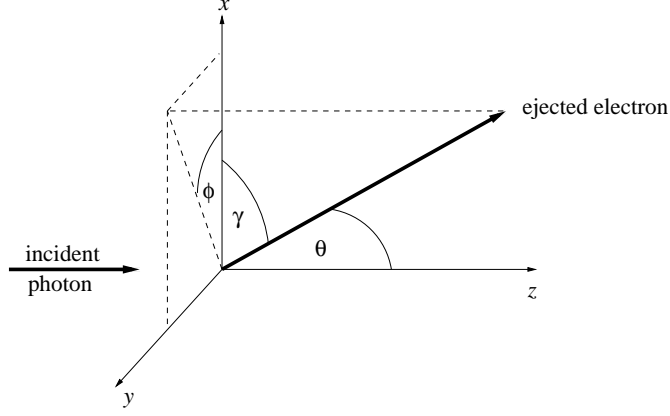


Figure 1.7: Geometry of the photoeffect.

We can choose as the propagation direction of the incident photon \mathbf{e}_z , and the polarization direction $\boldsymbol{\varepsilon} = \mathbf{e}_x$ (see Fig. 1.7). Then

$$\cos \gamma = \sin \theta \cos \phi. \quad (1.216)$$

Let us now study the case where the photon energy is significantly higher than the binding energy such that (see (1.205))

$$\hbar\omega = \hbar kc \simeq \frac{\hbar^2 k_f^2}{2m}, \quad (1.217)$$

i.e., (almost) the entire photon energy is converted to kinetic energy of the photoelectron. Hence

$$\frac{k}{k_f} \simeq \frac{\hbar k_f}{2mc} = \frac{v_f}{2c} \ll 1. \quad (1.218)$$

In the last step we assume that the velocity of the ejected electron v_f is much smaller than the speed of light c . Then

$$K^2 = k^2 + k_f^2 - 2kk_f \cos \theta \simeq k_f^2 \left(1 - 2\frac{k}{k_f} \cos \theta \right) = k_f^2 \left(1 - \frac{v_f}{c} \cos \theta \right). \quad (1.219)$$

Because of

$$\hbar\omega = \frac{\hbar^2 k_f^2}{2m} \gg |E_{1s}| = \frac{Z^2}{2} \frac{e^2}{4\pi\epsilon_0 a_0} \quad (1.220)$$

we have

$$a_0^2 k_f^2 \gg a_0^2 \frac{2m}{\hbar^2} |E_{1s}| = Z^2 \underbrace{\frac{m}{\hbar^2} \frac{e^2}{4\pi\epsilon_0}}_{a_0} a_0 = Z^2 \quad (1.221)$$

or, with $k_f = 2\pi/\lambda_{dB}$,

$$\left(\frac{a_0/Z}{\lambda_{dB}} \right)^2 \gg \frac{1}{4\pi^2}, \quad (1.222)$$

which means that the de Broglie wavelength of the emitted electron (divided by the nuclear charge) should be much smaller than the Bohr radius in order to satisfy our assumption that the binding energy is much smaller than the photon energy. In the denominator of the differential cross section (1.215) appears

$$Z^2 + a_0^2 K^2 = Z^2 + a_0^2 k_f^2 \left(1 - \frac{v_f}{c} \cos \theta\right) \simeq a_0^2 k_f^2 \left(1 - \frac{v_f}{c} \cos \theta\right), \quad (1.223)$$

leading to

$$\frac{d\sigma_{ba}^{(b-f)}}{d\Omega} = 32\alpha \frac{\hbar}{m\omega} \left(\frac{Z}{a_0 k_f}\right)^5 \frac{\sin^2 \theta \cos^2 \phi}{\left(1 - \frac{v_f}{c} \cos \theta\right)^4}. \quad (1.224)$$

We see that the ejected photoelectrons are predominantly emitted along the polarization axis (see Fig. 1.8a). In fact, because $v_f/c \ll 1$ we have

$$\frac{d\sigma_{ba}^{(b-f)}}{d\Omega} \simeq 32\alpha \frac{\hbar}{m\omega} \left(\frac{Z}{a_0 k_f}\right)^5 \sin^2 \theta \cos^2 \phi \left(1 + 4\frac{v_f}{c} \cos \theta\right), \quad (1.225)$$

showing that the correction in v_f/c acts in favor of smaller θ (see Fig. 1.8c). For an unpolarized photon beam the differential cross section needs to be averaged over ϕ ,

$$\frac{d\sigma_{ba}^{(b-f)}}{d\Omega} \simeq 16\alpha \frac{\hbar}{m\omega} \left(\frac{Z}{a_0 k_f}\right)^5 \sin^2 \theta \left(1 + 4\frac{v_f}{c} \cos \theta\right). \quad (1.226)$$

The total cross section reads (\rightarrow exercise)

$$\sigma_{\text{tot}} = \frac{16\sqrt{2}\pi}{3} \alpha^8 Z^5 \left(\frac{mc^2}{\hbar\omega}\right)^{7/2} a_0^2. \quad (1.227)$$

It is proportional $\sim \omega^{-7/2}$ and thus decreases with increasing photon energy, i.e., the atom becomes more transparent. The cross section increases with Z^5 . One has to keep in mind that we restricted ourselves to high but nonrelativistic energies of the ejected electron, $|E_{1s}| \ll E_f \ll mc^2$. Moreover, $\alpha Z \ll 1$ for a nonrelativistic treatment of the atom being valid.

1.3.16 Scattering of radiation

The perturbative treatment of the scattering of radiation by atomic systems requires at least second-order perturbation theory because a photon is absorbed and (re-) emitted (or vice versa).

Let the initial (nondegenerate) state of the system be a , the excited state involved n , and the final state b . The absorbed photon is of energy $\hbar\omega$, the emitted one of energy $\hbar\omega'$.

In the simplest case $a = b$. Then, neglecting recoil effects (\rightarrow exercise), we have elastic scattering $\omega' = \omega$, which is called *Rayleigh scattering*.

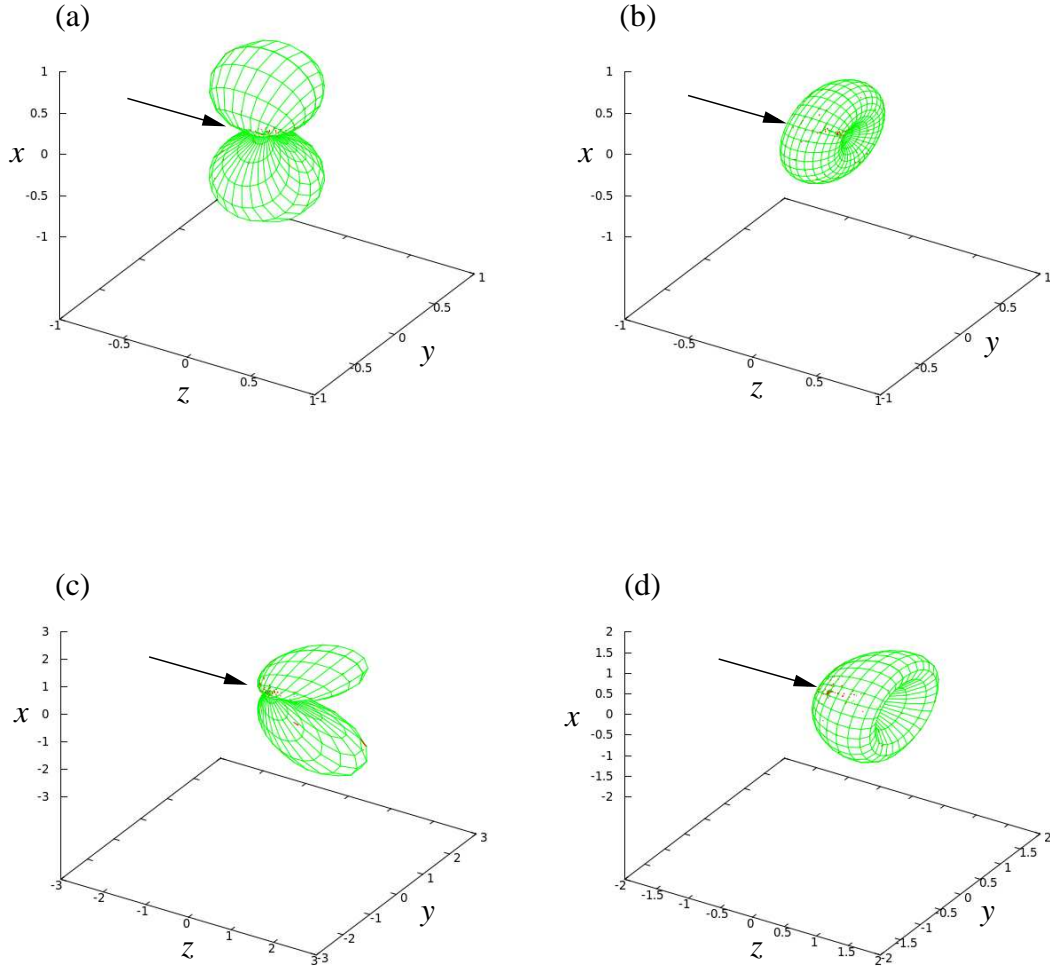


Figure 1.8: Angular distributions. 3D polar plots of the function $f(\theta, \phi) = \frac{\sin^2 \theta \cos^2 \phi}{(1 - \frac{v_f}{c} \cos \theta)^4}$ are shown for $\frac{v_f}{c} = 0$ in (a) and 0.5 in (c). The same for the ϕ -averaged function $\bar{f}(\theta) = \frac{\sin^2 \theta}{2(1 - \frac{v_f}{c} \cos \theta)^4}$ in (b) and (d), respectively. The arrow indicates the momentum $\hbar \mathbf{k}$ of the incident photon.

If initial and final state are different energy conservation requires (see Fig. 1.9)

$$\omega' = \omega - \omega_{ba}. \quad (1.228)$$

This inelastic scattering of radiation is called *Raman scattering*.

The coupled set of equations (1.39)

$$\dot{c}_b(t) = \frac{1}{i\hbar} \sum_n \langle \psi_b | H_{\text{int}}(t) | \psi_n \rangle c_n(t) e^{i\omega_{bn}t} \quad (1.229)$$

can be solved up to second order. To that end one formally integrates (1.229),

$$c_b(t) = c_b(0) + \frac{1}{i\hbar} \int_0^t dt' \sum_n \langle \psi_b | H_{\text{int}}(t') | \psi_n \rangle c_n(t') e^{i\omega_{bn}t'}. \quad (1.230)$$

In first order one replaces $c_n(t')$ by the zeroth order $c_n(t') = c_n(0) = \delta_{na}$. Instead, we now iterate and obtain the (still formally exact) solution

$$c_b(t) = c_b(0) + \frac{1}{i\hbar} \int_0^t dt' \sum_n \langle \psi_b | H_{\text{int}}(t') | \psi_n \rangle e^{i\omega_{bn}t'} \times \quad (1.231)$$

$$\times \left\{ c_n(0) + \frac{1}{i\hbar} \int_0^{t'} dt'' \sum_j \langle \psi_n | H_{\text{int}}(t'') | \psi_j \rangle c_j(t'') e^{i\omega_{nj}t''} \right\}.$$

In order to obtain the result up to second order we make use of the fact that at time $t = 0$ only state a is populated and that $c_j(t'') \simeq c_j(0) = \delta_{ja}$, leading to

$$c_b(t) = \frac{1}{i\hbar} \int_0^t dt' \langle \psi_b | H_{\text{int}}(t') | \psi_a \rangle e^{i\omega_{ba}t'} \quad (1.232)$$

$$+ \frac{1}{i\hbar} \int_0^t dt' \sum_n \langle \psi_b | H_{\text{int}}(t') | \psi_n \rangle e^{i\omega_{bn}t'} \frac{1}{i\hbar} \int_0^{t'} dt'' \langle \psi_n | H_{\text{int}}(t'') | \psi_a \rangle e^{i\omega_{na}t''}.$$

The first term is the “first order time-dependent perturbation theory”-result we know already. It describes absorption and emission of a photon but not the scattering processes we are interested in. Hence, in the following we consider only the second order term

$$c_b(t) = -\frac{1}{\hbar^2} \sum_n \int_0^t dt' \int_0^{t'} dt'' \langle \psi_b | H_{\text{int}}(t') | \psi_n \rangle \langle \psi_n | H_{\text{int}}(t'') | \psi_a \rangle e^{i(\omega_{na}t'' + \omega_{bn}t')}. \quad (1.233)$$

From the matrix element in this term one can infer immediately the process which is described: at time t'' the interaction with the radiation field $H_{\text{int}}(t'')$ causes a transition from state a to some intermediate state n . Then, at time t' , another interaction with the radiation field $H_{\text{int}}(t')$ causes a transition from the intermediate

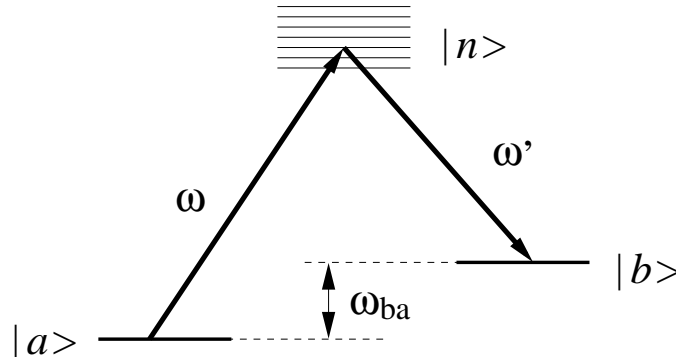


Figure 1.9: Scattering of an incoming photon of frequency ω , leading to an outgoing photon of frequency ω' . The relevant atomic states involved are the initial (ground) state a , the intermediate states n , and the final state b . The states b and a are separated by $\hbar\omega_{ba}$.

state n to the final state b . The scenario depicted in Fig. 1.9 is exactly of that kind. As the intermediate state n and the times $t'' \leq t'$ are not determined, they are summed and integrated over, respectively. If several states or times contribute, interference effects may occur. Note how the time-ordering $t'' \leq t'$ comes into play. There are also other two-photon processes described by the second-order term (1.233), not just scattering (\rightarrow exercise).

One can show (\rightarrow exercise) that in dipole approximation one obtains the differential cross section

$$\frac{d\sigma}{d\Omega} = r_0^2 \omega \omega'^3 \frac{m^2}{\hbar^2} \left| \sum_n \left[\frac{(\boldsymbol{\varepsilon}' \cdot \mathbf{r}_{bn})(\boldsymbol{\varepsilon} \cdot \mathbf{r}_{na})}{\omega_{na} - \omega} + \frac{(\boldsymbol{\varepsilon} \cdot \mathbf{r}_{bn})(\boldsymbol{\varepsilon}' \cdot \mathbf{r}_{na})}{\omega_{na} + \omega'} \right] \right|^2. \quad (1.234)$$

Here, $\boldsymbol{\varepsilon}$, $\boldsymbol{\varepsilon}'$ are the polarization vectors of the photons ω , ω' , and

$$r_0 = \frac{e^2}{4\pi\varepsilon_0 mc^2} = 2.82 \times 10^{-15} \text{ m} \quad (1.235)$$

is the *classical electron radius* (no \hbar involved). The first term in (1.234) is called the *resonant term* because the incoming ω may be resonant with the transition from a to n . The second term is *off-resonant* as both ω_{na} and ω' are positive.

As one-photon transitions change the parity of the atomic system, the parity of the states a and b must be equal while the parity of the states n must be opposite to the one of a and b . For one-electron systems this implies $\Delta\ell = 0, \pm 2$.

Resonant scattering

The first denominator in (1.234) vanishes if $\omega_{na} = \omega$. This singularity is removed if we take the finite lifetimes of the states n into account. We saw in Sec. 1.3.14 that

in this case one has to replace

$$E_n \rightarrow E_n - i\frac{\Gamma_n}{2}. \quad (1.236)$$

We assume that state a is the ground state and does not decay. Neglecting the off-resonant second term in (1.234) one obtains for the differential cross section in the *resonance region*

$$\frac{d\sigma_{ba}}{d\Omega} = r_0^2 \omega \omega'^3 \frac{m^2}{\hbar^2} \left| \frac{(\boldsymbol{\varepsilon}' \cdot \mathbf{r}_{bn})(\boldsymbol{\varepsilon} \cdot \mathbf{r}_{na})}{\omega_{na} - i\Gamma_n/(2\hbar) - \omega} \right|^2 \quad (1.237)$$

and for the total cross section

$$\sigma_{ba}(\omega) = r_0^2 \omega \omega'^3 \frac{m^2}{\hbar^2} \frac{1}{(\omega - \omega_{na})^2 + \Gamma_n^2/(4\hbar^2)} \int d\Omega |(\boldsymbol{\varepsilon}' \cdot \mathbf{r}_{bn})(\boldsymbol{\varepsilon} \cdot \mathbf{r}_{na})|^2. \quad (1.238)$$

If $\omega = \omega'$ ($E_a = E_b$) the scattered radiation is called *resonance radiation*, if $\omega > \omega'$ (ω' cannot be bigger than ω if a is the ground state) *resonance fluorescence* or resonant Raman scattering. Resonant scattering occurs naturally if the radiation emitted by one sort of atoms impinges on atoms of the same sort.

Non-resonant scattering

Let us consider again (1.234)

$$\frac{d\sigma}{d\Omega} = r_0^2 \omega \omega'^3 \frac{m^2}{\hbar^2} \left| \sum_n \left[\frac{(\boldsymbol{\varepsilon}' \cdot \mathbf{r}_{bn})(\boldsymbol{\varepsilon} \cdot \mathbf{r}_{na})}{\omega_{na} - \omega} + \frac{(\boldsymbol{\varepsilon} \cdot \mathbf{r}_{bn})(\boldsymbol{\varepsilon}' \cdot \mathbf{r}_{na})}{\omega_{na} + \omega'} \right] \right|^2$$

in the Rayleigh-case, i.e., $a = b$, $\omega = \omega'$, so that

$$\frac{d\sigma}{d\Omega} = r_0^2 \omega^4 \frac{m^2}{\hbar^2} \left| \sum_n (\boldsymbol{\varepsilon}' \cdot \mathbf{r}_{an})(\boldsymbol{\varepsilon} \cdot \mathbf{r}_{na}) \frac{2\omega_{na}}{\omega_{na}^2 - \omega^2} \right|^2. \quad (1.239)$$

As the ground state a is an s-state ($\ell_a = 0$), the intermediate states n must be p-states $\ell_n = 1$. If we consider linear polarization with $\boldsymbol{\varepsilon}$ along the z -axis, $\boldsymbol{\varepsilon} = \mathbf{e}_z$, we have

$$\boldsymbol{\varepsilon} \cdot \mathbf{r}_{na} = z_{na}. \quad (1.240)$$

From (1.142) we know that

$$m_n = 0 \quad (1.241)$$

so that (\rightarrow exercise)

$$\mathbf{r}_{an} = (0, 0, z_{an}) \quad (1.242)$$

and thus

$$\boldsymbol{\varepsilon}' \cdot \mathbf{r}_{an} = \varepsilon'_z z_{an} = (\boldsymbol{\varepsilon} \cdot \boldsymbol{\varepsilon}') z_{an}. \quad (1.243)$$

As a consequence

$$\begin{aligned}\frac{d\sigma}{d\Omega} &= r_0^2 \omega^4 \frac{m^2}{\hbar^2} \left| \sum_n (\boldsymbol{\varepsilon}' \cdot \mathbf{r}_{an})(\boldsymbol{\varepsilon} \cdot \mathbf{r}_{na}) \frac{2\omega_{na}}{\omega_{na}^2 - \omega^2} \right|^2 \\ &= r_0^2 \omega^4 \frac{m^2}{\hbar^2} (\boldsymbol{\varepsilon} \cdot \boldsymbol{\varepsilon}')^2 \left| \sum_n |z_{an}|^2 \frac{2\omega_{na}}{\omega_{na}^2 - \omega^2} \right|^2.\end{aligned}\quad (1.244)$$

Low-frequency limit. If $\omega^2 \ll \omega_{na}^2$ for all n then

$$\frac{d\sigma}{d\Omega} = r_0^2 \omega^4 \frac{m^2}{\hbar^2} (\boldsymbol{\varepsilon} \cdot \boldsymbol{\varepsilon}')^2 \underbrace{\left| \sum_n |z_{an}|^2 \frac{2}{\omega_{na}} \right|^2}_{(\hbar \bar{\alpha}_z / e^2)^2} \quad (1.245)$$

with

$$\bar{\alpha}_z = 2e^2 \sum_{n \neq a} \frac{|z_{an}|^2}{E_n - E_a} \quad (1.246)$$

the *static dipole polarizability* of the atom in state a . It governs the electric dipole \mathbf{p}_{el} that is produced when a static electric field \mathbf{E} is applied,

$$\mathbf{p}_{\text{el}} = \bar{\alpha} \mathbf{E}, \quad (1.247)$$

and in general is a tensor. We can write the differential cross section as

$$\frac{d\sigma}{d\Omega} = r_0^2 \omega^4 \left(\frac{m \bar{\alpha}_z}{e^2} \right)^2 (\boldsymbol{\varepsilon} \cdot \boldsymbol{\varepsilon}')^2. \quad (1.248)$$

The strong ω dependence shows that short-wavelength light is scattered more efficiently (explanation of why the sky is blue). Finally, the total cross section turns out to be

$$\sigma_{\text{tot}} = \frac{8\pi}{3} \left(\frac{r_0 m \bar{\alpha}_z}{e^2} \right)^2 \omega^4. \quad (1.249)$$

High-frequency limit. In this case

$$\frac{d\sigma}{d\Omega} = 4r_0^2 \frac{m^2}{\hbar^2} (\boldsymbol{\varepsilon} \cdot \boldsymbol{\varepsilon}')^2 \left| \sum_n |z_{an}|^2 \omega_{na} \right|^2. \quad (1.250)$$

From the sum rule (1.164),

$$1 = \frac{2m}{\hbar} \sum_n \omega_{na} |z_{na}|^2, \quad (1.251)$$

we infer

$$\begin{aligned}\frac{d\sigma}{d\Omega} &= \frac{\hbar^2}{4m^2} 4r_0^2 \frac{m^2}{\hbar^2} (\boldsymbol{\varepsilon} \cdot \boldsymbol{\varepsilon}')^2 \\ &= r_0^2 (\boldsymbol{\varepsilon} \cdot \boldsymbol{\varepsilon}')^2.\end{aligned}\quad (1.252)$$

This is the differential cross section for *Thomson scattering*. The total rate reads (\rightarrow exercise)

$$\sigma_{\text{tot}} = \frac{8\pi}{3} r_0^2. \quad (1.253)$$

There is no state-dependence left whatsoever, so it may be applied to the scattering on free electrons as well. Note that the two limits discussed do not involve \hbar . In fact, they can be derived also classically (\rightarrow Jackson). As our calculations are based on nonrelativistic theory $\hbar\omega \ll mc^2$ must be satisfied (unlike in Compton scattering).

1.4 Mechanical effects of light

James Clerk Maxwell derived in 1861 that a light beam of intensity I impinging on a surface of reflectivity R exerts a *light pressure*

$$P_L = (1 + R) \frac{I}{c}. \quad (1.254)$$

This formula is most easily derived in terms of photons. Momentum conservation

$$p_{\text{before}} = N\hbar k = p_{\text{after}} = -RN\hbar k + p_{\text{body}} \quad (1.255)$$

yields

$$\Delta p = p_{\text{body}} = (1 + R) N\hbar k \quad (1.256)$$

or, because of $\omega = kc$,

$$\Delta p c = (1 + R) N\hbar\omega. \quad (1.257)$$

We consider N photons inside a volume $V = Ad$ in front of the surface so that

$$\frac{\Delta p}{A} \underbrace{\frac{c}{d}}_{1/\Delta t} = (1 + R) \frac{N\hbar\omega}{V} \quad (1.258)$$

where Δt is the time intervall within which all the photons inside the volume hit the surface. With $\Delta p/\Delta t = F$ we have

$$\frac{F}{A} = P_L = (1 + R) \frac{N\hbar\omega}{V} = (1 + R) \frac{I}{c}. \quad (1.259)$$

The formula (1.254) suggests that a flake of matter coated such that it has a high reflectivity ($R \simeq 1$, silver) on one side and $R \simeq 0$ (black) on the other should set into motion if it is illuminated isotropically. The commercially available light mills seem to work in that way. However, their motion is not directly driven by radiation, as they move into the “wrong” direction. If light pressure is the driving force the vanes should move in the direction of the normal of the black surface because the light pressure is higher on the other (silver) side. In fact, the motion stops if the whole

setup is put into a high vacuum, indicating that the heating of the gas molecules plays the essential role (\rightarrow exercise). The direct measurement of light pressure in the lab requires more sophisticated setups. It has been first done in 1901 by Nichols and Hull¹¹ and by Lebedev.¹² At that time research on light pressure was mainly motivated by astrophysics. Only with the invention of the laser it became relevant also for lab experiments.

1.4.1 Ponderomotive force

The Lorentz-force on a particle of charge q is given by (SI units)

$$\mathbf{F} = q[\mathbf{E}(\mathbf{r}, t) + \mathbf{v} \times \mathbf{B}(\mathbf{r}, t)]. \quad (1.260)$$

This force $\mathbf{F} = \dot{\mathbf{p}}$ is also relativistically correct. In our case we have in mind \mathbf{E} and \mathbf{B} making up the electromagnetic field of a laser pulse, that is,

$$\mathbf{E}(\mathbf{r}, t) = \hat{\mathbf{E}}(\mathbf{r}, t) e^{i\omega t} \quad (1.261)$$

and, because of $\nabla \times \mathbf{E} = -\partial_t \mathbf{B}$,

$$\mathbf{B}(\mathbf{r}, t) = \frac{i}{\omega} \nabla \times \mathbf{E}(\mathbf{r}, t), \quad (1.262)$$

but the derivation also holds for longitudinal waves as they occur in plasmas. The derivation of the ponderomotive force relies on the possibility to separate the relevant time scales: the “fast” motion on the time scale of the laser period $2\pi/\omega$ and a “secular” (slow) one due to the ponderomotive force. Hence we assume that $\hat{\mathbf{E}}(\mathbf{r}, t)$, apart from containing $e^{-i\mathbf{k}\cdot\mathbf{r}}$, describes the laser field envelope, having only a “slow” time-dependence so that $\partial_t \mathbf{B} = i\omega \mathbf{B}$ to high accuracy.

In lowest order the particle just oscillates around its current position \mathbf{r}_0 due to the electric field (the possible slow time-dependence in $\hat{\mathbf{E}}$ is suppressed for notational convenience):

$$m\ddot{\mathbf{r}}_1 = q\hat{\mathbf{E}}(\mathbf{r}_0)e^{i\omega t}. \quad (1.263)$$

The corresponding velocity and position are

$$\dot{\mathbf{r}}_1 = -\frac{iq}{m\omega} \hat{\mathbf{E}}(\mathbf{r}_0)e^{i\omega t}, \quad \mathbf{r}_1 = -\frac{q}{m\omega^2} \hat{\mathbf{E}}(\mathbf{r}_0)e^{i\omega t}. \quad (1.264)$$

In the next higher order one has

$$m\ddot{\mathbf{r}}_2 = q[(\mathbf{r}_1 \cdot \nabla)\mathbf{E}(\mathbf{r}_0, t) + \dot{\mathbf{r}}_1 \times \mathbf{B}(\mathbf{r}_0, t)] \quad (1.265)$$

¹¹E.F. Nichols and G.F. Hull, *A preliminary communication on the pressure of heat and light radiation*, Phys. Rev. **13**, 307 (1901); *The pressure due to radiation*, Astrophys. J., **17**, 315 (1903).

¹²P. Lebedev, *Untersuchungen über die Druckkräfte des Lichtes*, Ann. Phys. **6**, 433 (1901).

where the electric field has been expanded around \mathbf{r}_0 . So far we used complex fields and implicitly understood that the real part has to be taken. Now the calculation becomes nonlinear and this trick is not applicable anymore. Hence we write

$$m\ddot{\mathbf{r}}_2 = q \left(-\frac{q}{4m\omega^2} (\hat{\mathbf{E}}e^+ + \hat{\mathbf{E}}^*e^-) \cdot \nabla (\hat{\mathbf{E}}e^+ + \hat{\mathbf{E}}^*e^-) \right. \\ \left. + \frac{q}{4m\omega^2} (-i\hat{\mathbf{E}}e^+ + i\hat{\mathbf{E}}^*e^-) \times \nabla \times (i\hat{\mathbf{E}}e^+ - i\hat{\mathbf{E}}^*e^-) \right) \quad (1.266)$$

$$= -\frac{q^2}{4m\omega^2} [\hat{\mathbf{E}} \cdot \nabla \hat{\mathbf{E}}^* + \hat{\mathbf{E}} \times \nabla \times \hat{\mathbf{E}}^* + \text{c.c.} + \Omega_{2\omega}] \quad (1.267)$$

with $e^\pm = e^{\pm i\omega t}$ and $\Omega_{2\omega}$ collecting all terms $\sim e^{\pm i2\omega t}$ which disappear upon averaging over a laser period (symbolized by an overline, i.e., for some time-dependent quantity $\langle f(t) \rangle_t = \overline{f(t)} = \bar{f}$ where \bar{f} may still be time-dependent but only on a slower time scale),

$$m\overline{\ddot{\mathbf{r}}_2} = -\frac{q^2}{4m\omega^2} [\hat{\mathbf{E}} \cdot \nabla \hat{\mathbf{E}}^* + \hat{\mathbf{E}} \times \nabla \times \hat{\mathbf{E}}^* + \text{c.c.}]. \quad (1.268)$$

Using the identity

$$\mathbf{C} \times \nabla \times \mathbf{D} + \mathbf{D} \times \nabla \times \mathbf{C} + \mathbf{C} \cdot \nabla \mathbf{D} + \mathbf{D} \cdot \nabla \mathbf{C} = \nabla \mathbf{C} \cdot \mathbf{D} \quad (1.269)$$

we finally obtain the nonrelativistic ponderomotive force

$$\mathbf{F}_p = m\overline{\ddot{\mathbf{r}}_2} = -\frac{q^2}{4m\omega^2} \nabla |\hat{\mathbf{E}}(\mathbf{r}, t)|^2. \quad (1.270)$$

In $\hat{\mathbf{E}}(\mathbf{r}, t)$ the position \mathbf{r} now refers to the so-called *oscillation center*. We remind that the time dependence of the envelope must be “slow” as compared to the laser period because otherwise the separation of time-scales used in the derivation makes no sense. The ponderomotive force (1.270) can obviously be derived from the *ponderomotive potential*

$$\Phi_p(\mathbf{r}, t) = \frac{q^2}{4m\omega^2} |\hat{\mathbf{E}}(\mathbf{r}, t)|^2 \quad (1.271)$$

which is proportional to the laser intensity and independent of the sign of the particle’s charge: it is always repulsive. Hence *all* charged particles are expelled from regions of high laser intensity (e.g., the laser focus). However, owing to the mass m in the denominator the immediate effect on electrons is much larger than on ions. The ponderomotive force is inverse proportional to the square of the laser frequency, meaning that its significance increases with increasing laser wavelength (despite the fact that the photons become less energetic).

In order for the derivation being valid, the particle must not oscillate “too much” around \mathbf{r}_0 . More precisely, the conditions read

$$|\dot{\mathbf{r}}_1| \ll c, \quad \mathbf{k} \cdot \mathbf{r}_1 \ll 1 \quad (1.272)$$

for an electromagnetic wave and a longitudinal wave, respectively. As a consequence, (1.271) is not applicable to relativistically intense laser pulses. The analytical expression for the relativistic ponderomotive force exerted by a plane-wave laser pulse can be also derived.¹³

The ponderomotive potential (at a certain position \mathbf{r}) equals the average quiver energy of the charged particle in the laser field (at that position). In fact, taking $\dot{\mathbf{r}}_1$ from (1.264) yields

$$U_p = \frac{1}{2} m \overline{\dot{\mathbf{r}}_1^2} = \frac{q^2}{4m\omega^2} |\hat{\mathbf{E}}|^2. \quad (1.273)$$

Is there a connection between this mere number U_p and the potential Φ_p ? Consider a spatially finite field structure which leads to Φ_p . Now, think of a particle injected into this structure with some kinetic energy W_0 . While strolling through the field structure the particle will encounter regions of varying Φ_p . In regions of high Φ_p it will oscillate with larger amplitude (high U_p) than in regions of low Φ_p (low U_p). After averaging out the fast time scales, the whole system is conservative so that $W + U_p = W_0$. This means that the *local* U_p indeed serves as a potential and is just the Φ_p derived above.

Ponderomotive force of a standing wave

The case of standing waves is of particular interest because standing waves provide the strongest field gradients possible for a given wavelength. Optical lattices can be constructed with crossed laser beams. On the lattice sites particles can be trapped. As the laser parameters allow to tune the features of such lattices, new solid state-like few and many-particle systems can be studied in a systematic and well-controllable way.

Let us consider the standing wave

$$\mathbf{E}(\mathbf{r}, t) = \hat{\mathbf{E}} e^{i\omega t} (e^{-i\mathbf{k}\cdot\mathbf{r}} + e^{i\mathbf{k}\cdot\mathbf{r}}) = 2\hat{\mathbf{E}} e^{i\omega t} \cos(\mathbf{k}\cdot\mathbf{r}). \quad (1.274)$$

Comparing this with (1.261) we identify

$$\hat{\mathbf{E}}(\mathbf{r}, t) = 2\hat{\mathbf{E}} \cos(\mathbf{k}\cdot\mathbf{r}) \quad (1.275)$$

and can immediately use expressions (1.270) and (1.271) to give

$$\Phi_p(\mathbf{r}, t) = \frac{q^2 |\hat{\mathbf{E}}|^2}{m\omega^2} \cos^2(\mathbf{k}\cdot\mathbf{r}), \quad \mathbf{F}_p(\mathbf{r}, t) = \frac{q^2 |\hat{\mathbf{E}}|^2}{m\omega^2} \mathbf{k} \sin(2\mathbf{k}\cdot\mathbf{r}). \quad (1.276)$$

The ponderomotive force will push the particle towards the nodes of the standing wave where the field vanishes. Depending on its initial velocity, the particles may be trapped inside the “valleys” of the standing wave. If we assume that the propagation

¹³See, e.g., P. Mulser and D. Bauer, *High-Power Laser-Matter Interaction*, (Springer, Berlin Heidelberg, 2010).

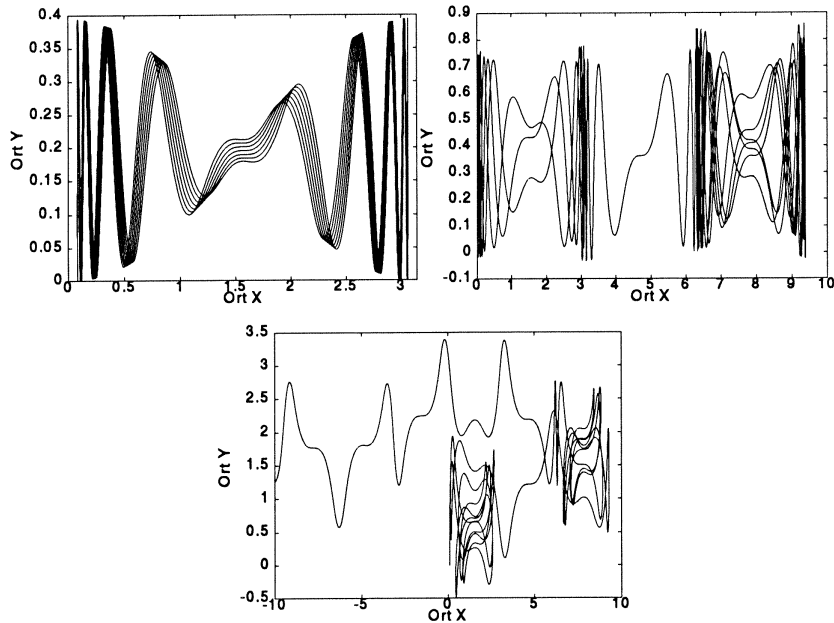


Figure 1.10: Trajectories of an electron in a standing laser wave (1.274) (polarized along \mathbf{e}_y , propagation directions along \mathbf{e}_x) that starts at $t = 0$ from $y = 0$ and $kx = \pi/40$. The amplitudes were $e\hat{A}/mc = -e\hat{E}/m\omega c = -0.1$ (upper left), -0.2 (upper right), and -0.5 (lower). With increasing laser intensity, the electron is able to escape from the “valley” in which it is released. It can then be trapped temporarily in other valleys (upper right and lower plot), and the dynamics can be shown to become chaotic.

direction is \mathbf{e}_x and expand the force around the position of a node, we obtain a ponderomotive force of the form

$$F_p^{\text{“valley”}} \simeq -\Omega^2 x, \quad \Omega^2 = \frac{2q^2 |\hat{E}|^2}{mc^2}. \quad (1.277)$$

The trapped particle will thus undergo harmonic secular motion with a frequency Ω that is proportional to the electric field (which reminds of the Rabi-frequency in resonant laser-atom interaction, to be discussed later on). However, since the frequency increases with the field strength, the whole idea of separation of time scales breaks down at some point. In fact, the numerical solution of the (relativistic) equations of motion shows that for sufficiently high field strengths the particle may leave the valley in which it was trapped. The motion can be shown to be chaotic then. The particle may be temporarily trapped in other valleys, leaving them again, and strolling around erratically (cf. Fig. 1.10).

It is clear from the ponderomotive force (1.276) that a standing wave pattern may be used as a grating with a separation of “slits” that is half a laser wavelength

(*Kapitza-Dirac effect*). Particles injected perpendicular to the propagation direction of the two laser beams will be deflected. If the de Broglie wavelength is chosen properly, a detector on the opposite side will measure an interference pattern.

***Ponderomotive force on a classical dipole in a standing wave**

This part has not been discussed in the lecture. It is included here for the sake of completeness and for the interested students.

Consider two particles both of mass m but with opposite charge $\pm e$ in a standing laser wave (1.274),

$$\mathbf{E}(\mathbf{r}, t) = \Re \hat{\mathbf{E}} e^{i\omega t} (e^{-i\mathbf{k}\cdot\mathbf{r}} + e^{i\mathbf{k}\cdot\mathbf{r}}) = 2\hat{\mathbf{E}} \cos(\omega t) \cos(\mathbf{k}\cdot\mathbf{r}). \quad (1.278)$$

The two particles are coupled by a spring of constant D and oriented along the polarization axis of the laser, \mathbf{e}_y . The propagation direction of the standing laser field is along x . The vector potential reads

$$\mathbf{A}(x, t) = \hat{A}(x) \mathbf{e}_y \sin(\omega t), \quad (1.279)$$

where $\hat{A}(x) = -2(\hat{E}/\omega) \cos kx$ is a slowly varying spatial pulse envelope.

This is probably the simplest nontrivial model for a *neutral* system with an *internal* degree of freedom. We are now interested in the secular motion of the center of mass. The particle dynamics takes place in the xy -plane with the particle positions (x_+, y_+) , (x_-, y_-) . We can choose initial conditions such that (i) the particles behave identically in x -direction (\rightarrow exercise) and, (ii),

$$y_+ = -y_- \quad (1.280)$$

at all times. Then only the distance $y_+ - y_-$ is relevant (the y -component of the center of mass remains at rest) and the new coordinates

$$\ell = \frac{y_+ - y_-}{2}, \quad X = x_+ = x_- \quad (1.281)$$

are sufficient to describe the dynamics.

Instead of separating the equations of motion according timescales we will now average the Lagrangian¹⁴

$$L(X, \dot{X}, \ell, \dot{\ell}, t) = \frac{1}{2} M \dot{X}^2 + \frac{1}{2} M \dot{\ell}^2 - 2eA(X, t)\dot{\ell} - 2D\ell^2 \quad (1.282)$$

where

$$M = 2m \quad (1.283)$$

¹⁴Note that $S = \int L dt$ is the action. Hence, the time-average of the Lagrangian over one oscillation period is proportional to the corresponding difference in action (\rightarrow *adiabatic invariants*).

is the total mass. The full equations of motion follow from

$$\frac{\partial L}{\partial \dot{X}} = M\dot{X}, \quad \frac{\partial L}{\partial \dot{\ell}} = M\dot{\ell} - 2eA(X, t), \quad (1.284)$$

$$\frac{\partial L}{\partial X} = -2eA'(X, t)\dot{\ell}, \quad \frac{\partial L}{\partial \ell} = -4D\ell \quad (1.285)$$

as

$$m\ddot{X} = -eA'(X, t)\dot{\ell} = e\dot{\ell}[k\hat{A}(x)\cos\omega t - \hat{A}'(x)\sin\omega t], \quad (1.286)$$

$$m\ddot{\ell} - e\dot{A}(X, t) = -2D\ell \quad (1.287)$$

so that

$$\ddot{\ell} + \underbrace{\frac{2D}{m}}_{\Omega^2} \ell = \frac{e}{m}[\hat{A}'(X)\dot{X}\sin\omega t + \hat{A}(X)\omega\cos\omega t]. \quad (1.288)$$

In lowest order the two charges oscillate at a constant position X , i.e., $\dot{X} = 0$ and the driven harmonic oscillator results:

$$\ddot{\ell} + \Omega^2\ell = \frac{e}{m}\hat{A}(X)\omega\cos\omega t. \quad (1.289)$$

The solution for the initial conditions $\ell(0) = \dot{\ell}(0) = 0$ is

$$\ell(t) = \underbrace{\frac{e}{m}\hat{A}(X)\frac{\omega}{\Omega^2 - \omega^2}}_{=:\xi(X)}[\cos\omega t - \cos\Omega t]. \quad (1.290)$$

The Lagrangian for the secular motion in X is now obtained by averaging:

$$\overline{L(X, \dot{X}, \ell, \dot{\ell})} = \overline{\frac{1}{2}M\dot{X}^2 + \frac{1}{2}M\dot{\ell}^2 - 2eA(X, t)\dot{\ell} - 2D\ell^2}. \quad (1.291)$$

While $\ell(t)$ has a fast time-dependence, $X(t)$ has only a slow time-dependence so that $X = \bar{X}$,

$$\overline{\frac{1}{2}M\dot{X}^2} = \frac{1}{2}M\overline{\dot{X}^2} = \frac{1}{2}M\dot{X}^2 \quad (1.292)$$

and thus

$$\bar{L}(X, \dot{X}) = \frac{1}{2}M\dot{X}^2 + \frac{1}{2}M\bar{\ell}^2 - 2e\overline{A(X, t)\dot{\ell}} - 2D\bar{\ell}^2, \quad (1.293)$$

i.e., ℓ and $\dot{\ell}$ will disappear due to cycle-averaging.

We assume the oscillator frequency Ω and the driver frequency ω to be commensurate:

$$\Omega = n\omega, \quad n \neq 1, \quad n = 2, 3, \dots \quad \text{or} \quad n = \frac{1}{2}, \frac{1}{3}, \frac{1}{4}, \dots \quad (1.294)$$

(depending on whether ω or Ω is greater) so that no beating frequencies appear. Then, using

$$\overline{\ell^2} = \xi^2(X), \quad (1.295)$$

$$\overline{\dot{\ell}^2} = \frac{1}{2}\xi^2(X) [\Omega^2 + \omega^2], \quad (1.296)$$

$$\overline{A(X, t)\dot{\ell}} = -\frac{1}{2}\xi(X)\hat{A}(X)\omega, \quad (1.297)$$

the secular Lagrange function $\overline{L}' = \overline{L}/2$,

$$\overline{L}'(X, \dot{X}) = \frac{1}{2}m\dot{X}^2 - \frac{\omega^2}{\omega^2 - \Omega^2} \frac{e^2\hat{A}^2(X)}{4m} \quad (1.298)$$

is obtained, and the ponderomotive potential

$$\Phi_p(\mathbf{r}, t) = \frac{\omega^2}{\omega^2 - \Omega^2} \frac{e^2\hat{A}^2(X)}{4m} \quad (1.299)$$

can be inferred.

We observe the following: (i) for $\Omega = 0$ (i.e., no spring) the standard ponderomotive potential for the charged particle (1.270) is recovered ($\hat{E} = -\omega\hat{A}$); (ii) for nonvanishing Ω the ponderomotive force is enhanced as long as $\Omega < \omega$; (iii) the sign of the ponderomotive force changes when $\Omega > \omega$, which means that the dipole is accelerated towards regions of higher radiation intensity (so-called *high-field seekers*); (iv) for $\omega \simeq \Omega$ the ponderomotive force is large (we ignored damping); (v) for $\Omega \gg \omega$ the ponderomotive force tends to zero because the particles are so tightly bound together that they cannot oscillate in y -direction—and without any fast dynamics in first order no secular motion results.

The motion of a charged particle in an electromagnetic wave plus a static, homogeneous magnetic field yields a very similar result in which the cyclotron frequency plays the role of the harmonic oscillator frequency above (\rightarrow exercise).

Some remarks

In the physics of laser-matter interaction, the importance of the ponderomotive potential is hard to overestimate. In many effects it sets the relevant energy scale, as we shall see later on. In laser-atom interaction, for instance, U_p determines not only the cut-offs of photoelectron and harmonics spectra but also equals the AC Stark-shift of the continuum. In laser-plasma physics, instabilities can be understood in terms of the ponderomotive force.

As a historical side remark it should be mentioned that the ponderomotive force has been re-invented several times in the literature although it is derived already in Landau & Lifshitz's *Mechanics* volume.

What we did in this Section in order to obtain a potential for the *oscillation center* is done in the physics of magnetized plasmas for the so-called *guiding center*.

In the same way we got rid of the fast but uninteresting oscillations on the time scale of a laser period (and twice the laser period), the fast cyclotron motion around the field lines of a strong magnetic field is eliminated, and what remains is the equation of motion of the “guiding center”.

The method of separation of time scales was originally invented for the study of celestial mechanics. This is also where the term *secular motion* comes from. The effect of Jupiter on the earth’s motion around the sun, for instance, is negligible on the time scale of a few years but may have to be taken into account on longer time scales. One practical advantage of the separation of time scales is for numerical simulations. Imagine you want to simulate one second of the laser plasma dynamics using a fluid code. All effects you are interested in happen on the time scale of, say, microseconds or longer. However, there is this oscillatory motion in the laser field on a ten order of magnitude shorter time scale. Resolving this with the fluid code would lead to run-times of years. However, all you need are the secular effects generated by the laser pulse. The ponderomotive potential comes to your rescue: there only the laser pulse *envelope* enters while the time scales of the laser period (and faster) are adiabatically eliminated.

1.4.2 *Relativistic dynamics of a charged particle in an electromagnetic wave

This Section (including Subsections) has not been discussed in the lecture. It is included here for the sake of completeness and for the interested students.

Let us consider the motion of a particle of charge q and mass m in an electromagnetic field of the form

$$\mathbf{A}(\mathbf{r}, t) = \hat{A}\boldsymbol{\sigma}(\eta)\mathcal{P}(\eta), \quad \eta = \omega t - \mathbf{k} \cdot \mathbf{r} = k^\mu x_\mu, \quad \mathbf{A} \cdot \mathbf{k} = 0. \quad (1.300)$$

Here, $\mathbf{A}(\mathbf{r}, t)$ is the vector potential of amplitude \hat{A} , $\boldsymbol{\sigma}(\eta)$ carries the fast time-dependence, and $\mathcal{P}(\eta)$ is the slowly varying envelope. The phase η is a relativistic invariant, as it is evident from $\eta = k^\mu x_\mu$ where we use common relativistic notation ($\mu = 0, 1, 2, 3$), $x^\mu = (ct, \mathbf{r})$, $k^\mu = (\omega/c, \mathbf{k})$, the sum convention, and the metric $g = \text{diag}(1, -1, -1, -1)$. The fields are

$$\mathbf{E} = -\partial_t \mathbf{A}, \quad \mathbf{B} = \nabla \times \mathbf{A}. \quad (1.301)$$

There are various ways to solve the equations of motion for a charged particle in the field (1.300). A particularly elegant method is used in Landau & Lifshitz’s *Classical Theory of Fields*, based on the relativistic Hamilton-Jacobi equation.

The relativistic Hamiltonian governing the motion of a charged particle in an electromagnetic field given by the scalar potential ϕ and the vector potential \mathbf{A} reads

$$H = c^2 \sqrt{m^2 c^2 + (\mathbf{P} - q\mathbf{A})^2} + q\phi. \quad (1.302)$$

Here, \mathbf{P} is the canonical momentum (while $\mathbf{p} = \mathbf{P} - q\mathbf{A}$ is the kinetic momentum). As in the derivation of the Klein-Gordon equation we square (1.302) and obtain

$$\frac{1}{c^2}(H - q\phi)^2 = m^2c^2 + (\mathbf{P} - q\mathbf{A})^2. \quad (1.303)$$

The goal of the Hamilton-Jacobi method is to find a generating function S , called *action*, for a canonical transformation to new, *constant* variables. These constant variables are then used to fulfill the initial conditions. The action S , depending on the “old” positions (+ time) and the new canonical momenta (+ energy) has to be chosen such that

$$\mathcal{E} = H = -\partial_t S, \quad \mathbf{P} = \nabla S. \quad (1.304)$$

Plugging this into (1.303) yields

$$(\partial_{ct}S + q\phi/c)^2 = m^2c^2 + (\nabla S - q\mathbf{A})^2. \quad (1.305)$$

This expression can be written in a covariant manner. Introducing the four vectors

$$\partial^\mu S = (\partial_{ct}S, -\nabla S) = (-\mathcal{E}/c, -\mathbf{P}) =: -P^\mu \quad (1.306)$$

and

$$A^\mu = (\phi/c, \mathbf{A}), \quad (1.307)$$

eq. (1.305) can be written as

$$g_{\mu\nu}(\partial^\mu S + qA^\mu)(\partial^\nu S + qA^\nu) = m^2c^2. \quad (1.308)$$

We are interested in the dynamics of a charged particle in an electromagnetic wave and therefore have

$$A^\mu = (0, \mathbf{A}), \quad A^\mu k_\mu = 0. \quad (1.309)$$

With the Ansatz

$$S = S_{\text{free}} + S_{\text{field}}(\eta) = \beta_\mu x^\mu + S_{\text{field}}(\eta) \quad (1.310)$$

where the β_μ play the role of the new, constant momenta (+ energy), we obtain

$$\partial_\mu S = \beta_\mu + \partial_\mu S_{\text{field}} = \beta_\mu + \partial_\mu \eta \frac{\partial S_{\text{field}}}{\partial \eta} = \beta_\mu + k_\mu S'_{\text{field}} \quad (1.311)$$

where $S'_{\text{field}} = \partial_\eta S_{\text{field}}$. The Ansatz with S_{field} depending only on the invariant phase η but not on space and time separately is crucial. The fact that it works makes the problem soluble at all.

Plugging (1.311) into (1.308) leads to

$$(\beta_\mu + k_\mu S'_{\text{field}} + qA_\mu)(\beta^\mu + k^\mu S'_{\text{field}} + qA^\mu) = m^2c^2. \quad (1.312)$$

Making use of $k_\mu k^\mu = 0$ and $A_\mu k^\mu = 0$, this equation can be solved for S_{field} :

$$S_{\text{field}}(\eta) = \frac{1}{2\beta_\mu k^\mu} \int_{\eta_0}^{\eta} d\eta' (m^2 c^2 - [\beta_\mu + qA_\mu(\eta')][\beta^\mu + qA^\mu(\eta')]) \quad (1.313)$$

and the total action thus is

$$\begin{aligned} S &= \beta_\mu x^\mu + \frac{1}{2\beta_\mu k^\mu} \int_{\eta_0}^{\eta} d\eta' (m^2 c^2 - [\beta_\mu + qA_\mu(\eta')][\beta^\mu + qA^\mu(\eta')]) \\ &= \beta_\mu x^\mu + \frac{1}{2\beta_\mu k^\mu} \int_{\eta_0}^{\eta} d\eta' (m^2 c^2 - \beta_\mu \beta^\mu - 2q\beta_\mu A^\mu(\eta') - q^2 A_\mu(\eta') A^\mu(\eta')). \end{aligned} \quad (1.314)$$

The new, constant four-momentum fulfills

$$\beta_\mu \beta^\mu = m^2 c^2 \quad (1.315)$$

and is given through the initial conditions. The canonical four-momentum is given by [making use also of (1.315)]

$$P^\mu = -\partial^\mu S = -\beta^\mu + \frac{2q\beta \cdot A(\eta) + q^2 A(\eta) \cdot A(\eta)}{2\beta \cdot k} k^\mu \quad (1.316)$$

with $a \cdot b = a_\mu b^\mu$. The derivatives of the action (1.314) with respect to the β s are constant and give us the trajectory:

$$\begin{aligned} \frac{\partial S}{\partial \beta^\mu} = x_{\text{ini}\mu} &= x_\mu - \frac{k_\mu}{2(\beta \cdot k)^2} \int_{\eta_0}^{\eta} d\eta' (m^2 c^2 - \beta \cdot \beta - 2q\beta \cdot A(\eta') - q^2 A(\eta') \cdot A(\eta')) \\ &\quad - \frac{1}{\beta \cdot k} \int_{\eta_0}^{\eta} d\eta' (\beta_\mu + qA_\mu(\eta')) \end{aligned} \quad (1.317)$$

$$\begin{aligned} \Rightarrow x_\mu &= x_{\text{ini}\mu} + \frac{1}{\beta \cdot k} \int_{\eta_0}^{\eta} d\eta' (\beta_\mu + qA_\mu(\eta')) \\ &\quad - \frac{k_\mu}{2(\beta \cdot k)^2} \int_{\eta_0}^{\eta} d\eta' (2q\beta \cdot A(\eta') + q^2 A(\eta') \cdot A(\eta')). \end{aligned} \quad (1.318)$$

In the last line we used (1.315) again.

We shall now specialize on an electromagnetic wave

$$\mathbf{A}(\eta) = \hat{A} \mathbf{e}_y \sin \eta, \quad \mathbf{k} = k \mathbf{e}_x, \quad (1.319)$$

i.e.,

$$A^\mu = (0, 0, \hat{A} \sin \eta, 0), \quad k^\mu = (\omega/c, k, 0, 0) = (k, k, 0, 0). \quad (1.320)$$

In this case we have

$$\beta \cdot A = -\beta^2 \hat{A} \sin \eta, \quad A \cdot A = -\hat{A}^2 \sin^2 \eta, \quad \beta \cdot k = k(\beta^0 - \beta^1), \quad (1.321)$$

(the reader should be careful not to mix up upper indices with powers!) and (1.316) becomes explicitly

$$P^0 = \frac{\mathcal{E}}{c} = -\beta^0 - \frac{2q\beta^2 \hat{A} \sin \eta + q^2 \hat{A}^2 \sin^2 \eta}{2(\beta^0 - \beta^1)}, \quad (1.322)$$

$$P^1 = p_x = -\beta^1 - \frac{2q\beta^2 \hat{A} \sin \eta + q^2 \hat{A}^2 \sin^2 \eta}{2(\beta^0 - \beta^1)}, \quad (1.323)$$

$$P^2 = p_y + q\hat{A} \sin \eta = -\beta^2, \quad (1.324)$$

$$P^3 = p_z = -\beta^3. \quad (1.325)$$

Clearly, the canonical momenta in y - and z -direction are conserved, and the relation between canonical and kinetic momentum is included in (1.324).

*Oscillation center frame

We are still free to choose the initial conditions β^μ . This is equivalent to choose a certain reference frame in which we want to study the dynamics. The only restriction is $\beta \cdot \beta = m^2 c^2$. Let us choose the β s in such a way that the *oscillation center* of the particle is at rest:

$$\overline{p_x} = \overline{p_y} = \overline{p_z} \stackrel{!}{=} 0. \quad (1.326)$$

From eqs. (1.324) and (1.325) follows

$$\beta^2 = \beta^3 = 0 \quad (1.327)$$

so that with

$$\beta \cdot \beta = m^2 c^2 \quad \Rightarrow \quad \beta^0 = -\sqrt{m^2 c^2 + (\beta^1)^2} \quad (1.328)$$

(minus sign because \mathcal{E} in (1.322) must be positive in the free particle case where $\hat{A} = 0$). From $\overline{p_x} = 0$ and (1.323) we have

$$2\beta^1 \left(\beta^1 + \sqrt{m^2 c^2 + (\beta^1)^2} \right) = \overline{2q\beta^2 \hat{A} \sin \eta + q^2 \hat{A}^2 \sin^2 \eta}. \quad (1.329)$$

The cycle average of $\sin \eta$ vanishes while $\overline{\sin^2 \eta} = 1/2$. Equation (1.329) can then be solved for β^1 ,

$$|\beta^1| = \frac{1}{4} \frac{q^2 \hat{A}^2}{\sqrt{m^2 c^2 + q^2 \hat{A}^2 / 2}}. \quad (1.330)$$

The sign will be chosen later. The trajectory in the oscillation center frame can be calculated from (1.318) and reads

$$ct = ct_{\text{ini}} + \frac{\beta^0}{k(\beta^0 - \beta^1)}(\eta - \eta_0) + \frac{q^2 \hat{A}^2}{2k(\beta^0 - \beta^1)^2} \int_{\eta_0}^{\eta} d\eta' \sin^2 \eta', \quad (1.331)$$

$$x^1 = x_{\text{ini}}^1 + \frac{\beta^1}{k(\beta^0 - \beta^1)}(\eta - \eta_0) + \frac{q^2 \hat{A}^2}{2k(\beta^0 - \beta^1)^2} \int_{\eta_0}^{\eta} d\eta' \sin^2 \eta', \quad (1.332)$$

$$x^2 = x_{\text{ini}}^2 + \frac{q\hat{A}}{k(\beta^0 - \beta^1)} \int_{\eta_0}^{\eta} d\eta' \sin \eta', \quad (1.333)$$

$$x^3 = x_{\text{ini}}^3. \quad (1.334)$$

The difference of (1.331) and (1.332) yields

$$ct - x^1 = ct_{\text{ini}} - x_{\text{ini}}^1 + \frac{\eta - \eta_0}{k} \quad (1.335)$$

so that

$$\eta = \omega t - kx, \quad \eta_0 = \omega t_{\text{ini}} - kx_{\text{ini}}, \quad (1.336)$$

as it should. Since in the oscillation center x^1 should only oscillate but not drift, the term $\sim (\eta - \eta_0)$ has to be canceled by the first term of the integral

$$\int d\eta \sin^2 \eta = \frac{1}{2}\eta - \frac{1}{4}\sin 2\eta. \quad (1.337)$$

This is the case if we choose the positive sign in (1.330),

$$\beta^1 = \frac{1}{4} \frac{q^2 \hat{A}^2}{\sqrt{m^2 c^2 + q^2 \hat{A}^2 / 2}}. \quad (1.338)$$

Explicitly, we have

$$\beta^0 = -\frac{m^2 c^2 + q^2 \hat{A}^2 / 4}{\sqrt{m^2 c^2 + q^2 \hat{A}^2 / 2}}, \quad \beta^0 - \beta^1 = -\sqrt{m^2 c^2 + q^2 \hat{A}^2 / 2}, \quad (1.339)$$

and the trajectory is given by [setting \mathbf{r}_{ini} appropriately and $x^\mu = (ct, x, y, z)$]

$$x = -\frac{q^2 \hat{A}^2}{8k(m^2 c^2 + q^2 \hat{A}^2 / 2)} \sin 2\eta, \quad (1.340)$$

$$y = \frac{q\hat{A}}{k\sqrt{m^2 c^2 + q^2 \hat{A}^2 / 2}} \cos \eta, \quad (1.341)$$

$$z = 0. \quad (1.342)$$

This describes a figure-eight motion in the plane defined by the polarization vector (\mathbf{e}_y in our case) and the propagation direction \mathbf{k}/k (\mathbf{e}_x in our case), as shown in Fig. 1.11. If we define the dimensionless vector potential amplitude as

$$a = \frac{q\hat{A}}{mc} \quad (1.343)$$

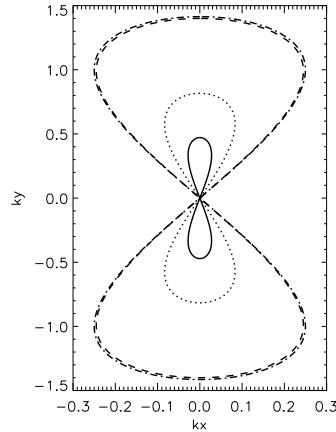


Figure 1.11: Figure-eight dynamics of a charged particle in an electromagnetic wave, as seen in the oscillation center frame. The trajectory in the xy -plane, where x is the propagation direction of the laser pulse, and y is the polarization direction, is shown for $a = 0.5$ (solid), $a = 1$ (dotted), $a = 10$ (dashed), and $a = 100$ (dashed-dotted). As a increases, the amplitudes $k\hat{x}$ and $k\hat{y}$ approach the calculated values $1/4$ and $\sqrt{2}$, respectively.

we have

$$kx = -\underbrace{\frac{a^2}{8(1+a^2/2)}}_{k\hat{x}} \sin 2\eta, \quad ky = \underbrace{\frac{a}{\sqrt{1+a^2/2}}}_{k\hat{y}} \cos \eta, \quad kz = 0. \quad (1.344)$$

The size of the figure-eight does not increase infinitely as the laser intensity goes to infinity:

$$\lim_{a \rightarrow \infty} k\hat{x} = \frac{1}{4}, \quad \lim_{a \rightarrow \infty} k\hat{y} = \sqrt{2}, \quad \lim_{a \rightarrow \infty} \frac{\hat{x}}{\hat{y}} = \frac{1}{4\sqrt{2}} \simeq 0.177. \quad (1.345)$$

Note that we only have the orbit parameterized with the invariant phase η (which is proportional to the proper time). We do not know the explicit expressions for x and y as functions of t . Parameterized with η , the trajectory looks extremely simple. In fact, only η and 2η shows up. If η were just ωt we could talk about the fundamental and the second harmonic and nothing else. However, since $\eta = \omega t - kx$ and x itself depends on t (or η), *all* frequencies, that is, *all* multiples of the laser frequency enter. This has consequences for the radiation emitted by such a particle.

*The adiabatically ramped pulse in the lab frame

We shall now investigate the same situation in the lab frame. We assume that the laser pulse has been ramped up adiabatically from $\mathcal{P} = 0$ at $\eta \rightarrow -\infty$ to $\mathcal{P} = 1$, and

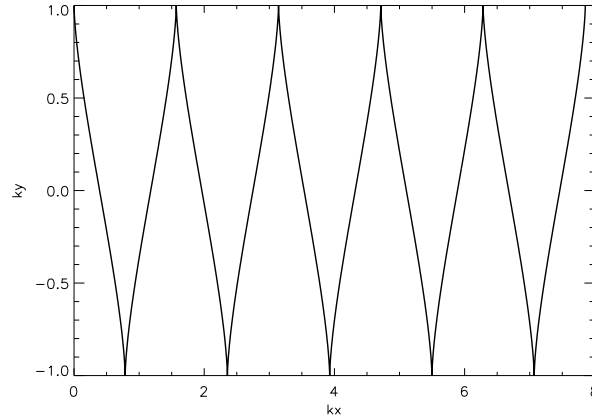


Figure 1.12: Particle motion in the lab frame for $a = 1$. While oscillating in polarization direction, the particle is drifting in propagation direction. The laser pulse is adiabatically ramped up and of constant amplitude afterwards. The particle was initially at rest. Note that there is no backward motion in x -direction (no loops but spikes).

that the particle starts from rest. Equations (1.322)–(1.325) hold in the lab frame as well. However, note that four-vectors such as k^μ change if we switch from one frame to the other (relativistic Doppler effect). Since it should be clear from the context in which frame we are working, we suppress explicit indices indicating the frame.

The initial condition $\mathbf{p} = 0$ for $\eta \rightarrow -\infty$ implies that $\beta^1 = \beta^2 = \beta^3 = 0$ and $\beta_0 = -mc$. For the trajectory one finds

$$x = \frac{a^2}{4k} \left(\eta - \frac{1}{2} \sin 2\eta \right), \quad (1.346)$$

$$y = \frac{a}{k} \cos \eta, \quad (1.347)$$

$$z = 0, \quad (1.348)$$

where we used the previously introduced dimensionless vector potential amplitude a [cf. (1.343)]. One sees that in polarization direction the particle just oscillates as before while in laser propagation direction it is drifting. An example of such an orbit is shown in Fig. 1.12.

There seems to be a contradiction as far as the excursion of the particle in polarization direction is concerned: in the lab frame this excursion is just proportional to a and thus is, in principle, unlimited. In the oscillation center frame the excursion was limited to $\sqrt{2}k$, despite the fact that a is the same in both frames. The resolution, of course, lies in k . With respect to the lab, the laser pulse is red-shifted in the oscillation center frame.

Finally, we shall calculate the velocity of the oscillation center frame with respect

to the lab frame. In the latter, eqs. (1.322)–(1.325) can be written as

$$\frac{P^0}{mc} = \frac{\mathcal{E}}{mc^2} = 1 + \frac{a^2}{2} \sin^2 \eta, \quad \frac{P^1}{mc} = \frac{p_x}{mc} = \frac{a^2}{2} \sin^2 \eta, \quad P^2 = P^3 = p_z = 0. \quad (1.349)$$

It is obvious that for our choice of the vector potential, the Lorentz transformation has to be performed parallel to \mathbf{e}_x so that

$$\Lambda_{\nu}^{\mu} = \begin{pmatrix} \gamma_{\text{oc}} & -v_{\text{oc}}\gamma_{\text{oc}}/c & 0 & 0 \\ -v_{\text{oc}}\gamma_{\text{oc}}/c & \gamma_{\text{oc}} & 0 & 0 \\ 0 & 0 & 1 & 0 \\ 0 & 0 & 0 & 1 \end{pmatrix} \quad (1.350)$$

with v_{oc} the oscillation center velocity we are looking for and $\gamma_{\text{oc}} = (1 - v_{\text{oc}}^2/c^2)^{-1/2}$. Applying this transformation to (1.349), i.e., $P'^{\mu} = \Lambda_{\nu}^{\mu} P^{\nu}$ gives us

$$\frac{P'^1}{\gamma_{\text{oc}} mc} = -\frac{v_{\text{oc}}}{c} \left(1 + \frac{a^2}{2} \sin^2 \eta \right) + \frac{a^2}{2} \sin^2 \eta. \quad (1.351)$$

The condition $\overline{P'^1} = \overline{p'_x} = 0$ yields

$$v_{\text{oc}} = \frac{a^2}{4 + a^2} c. \quad (1.352)$$

This is the velocity of the oscillation center of the particle in the lab frame if it was at rest before the pulse arrived.

1.4.3 *Relativistic ponderomotive force

This Section (including Subsections) has not been discussed in the lecture. It is included here for the sake of completeness and for the interested students.

We shall now derive the relativistic orbit of the oscillation center for a vector potential of the form (1.300). It is desirable to consider the oscillation center as a relativistic *pseudo particle*. However, it is *a priori* not given for granted that the oscillation center coordinates and momenta automatically “behave” in a relativistic, proper way. The correct averaging over a laser period is crucial here. The situation is somewhat similar to the relativistic center of mass, which is ill-defined if one naively extends the nonrelativistic expression and writes $\mathbf{R} = (\sum_i \mathbf{r}_i \gamma_i m_i) / (\sum_i \gamma_i m_i)$, where $\gamma_i = (1 - v_i^2/c^2)^{-1/2}$, without specifying in which system this expression should be evaluated. This is easily illustrated by the following example: Imagine two particles of equal rest mass moving with velocities $\pm v \mathbf{e}_x$ in the lab frame, and v very close to c . The observer in the lab frame will come to the conclusion that the center of mass (as defined above) is half way between both particles and stationary. Let us now transform to the reference frame in which one of the two particles is at rest. In this

frame the other particle will have a so much higher “effective mass” $\gamma m \gg m$ that the center of mass will be effectively at the position of this second particle. The two centers of mass measured by the two observers will not transform properly into each other by a Lorentz transformation. The ambiguity can be circumvented by *defining* the center of mass in the system in which it is at rest. Once determined it can then be transformed to any other system by a Lorentz transformation.

In the case of the relativistic oscillation center of a charged particle in a laser field such as (1.300) we are in the fortunate situation to have an invariant phase $\eta = \mathbf{k} \cdot \mathbf{k}$ over which we can average in an invariant manner. Already in a standing wave there is not such a single invariant η anymore. In the lab frame, for instance, the two phases $\eta_1 = \omega t - \mathbf{k} \cdot \mathbf{r}$ and $\eta_2 = \omega t + \mathbf{k} \cdot \mathbf{r}$ show up. In a reference frame moving along \mathbf{k} one of the two waves will be red-shifted while the other will be blue-shifted, i.e., in this frame there will be no standing wave at all. As in the center of mass-problem, in such a situation the oscillation center — if existing — has to be defined in the system where it is at rest, and averaging has to be done over the proper time.

In this lecture we will restrict ourselves to the relativistic ponderomotive force in the travelling laser pulse where averaging over the invariant phase η can be done in any frame.

Averaging of (1.316) and (1.318) yields [with $\beta^\mu = (\beta^0, \boldsymbol{\beta})$]

$$\mathbf{r}_{\text{oc}} = \bar{\mathbf{r}}(\bar{\eta}) = \mathbf{r}_{\text{ini}} + \boldsymbol{\beta} \frac{\bar{\eta} - \eta_0}{\boldsymbol{\beta} \cdot \mathbf{k}} - \mathbf{k} \frac{q^2}{2(\boldsymbol{\beta} \cdot \mathbf{k})^2} \int_{\eta_0}^{\bar{\eta}} d\eta' \overline{A \cdot A}, \quad (1.353)$$

$$\mathbf{p}_{\text{oc}} = \bar{\mathbf{P}}(\bar{\eta}) = -\boldsymbol{\beta} + \mathbf{k} \frac{q^2 \overline{A \cdot A}}{2\boldsymbol{\beta} \cdot \mathbf{k}}, \quad (1.354)$$

$$\frac{\mathcal{E}_{\text{oc}}}{c} = \frac{\bar{\mathcal{E}}}{c} = -\beta^0 + k \frac{q^2 \overline{A \cdot A}}{2\boldsymbol{\beta} \cdot \mathbf{k}}. \quad (1.355)$$

Here, the averaged phase $\bar{\eta}$ is given by

$$\bar{\eta} = \omega t - \mathbf{k} \cdot \mathbf{r}_{\text{oc}}. \quad (1.356)$$

The *rest* mass of the new pseudoparticle called oscillation center is given through

$$p_{\text{oc}}^\mu p_{\text{oc}\mu} = M^2 c^2, \quad p_{\text{oc}}^\mu = (\mathcal{E}_{\text{oc}}/c, \mathbf{p}_{\text{oc}}). \quad (1.357)$$

For consistency, this mass has also to fulfill

$$\mathbf{p}_{\text{oc}} = \gamma_{\text{oc}} M \mathbf{v}_{\text{oc}}, \quad \mathbf{v}_{\text{oc}} = \dot{\mathbf{r}}_{\text{oc}}, \quad \gamma_{\text{oc}} = \left(1 - \frac{v_{\text{oc}}^2}{c^2}\right)^{-1/2}. \quad (1.358)$$

For the velocity one finds

$$\mathbf{v}_{\text{oc}} = (\omega - \mathbf{k} \cdot \mathbf{v}_{\text{oc}}) \frac{d\mathbf{r}_{\text{oc}}}{d\bar{\eta}} = (\omega - \mathbf{k} \cdot \mathbf{v}_{\text{oc}}) \frac{\boldsymbol{\beta} - \mathbf{k}\Gamma}{\boldsymbol{\beta} \cdot \mathbf{k}} \quad (1.359)$$

where the abbreviation

$$\Gamma = \frac{q^2 \overline{A \cdot A}}{2\beta \cdot k} \quad (1.360)$$

has been introduced. In order to solve (1.359) for \mathbf{v}_{oc} we decompose the oscillation center velocity and β in components parallel and perpendicular to \mathbf{k} ,

$$\mathbf{v}_{\text{oc}} = v_{\text{oc}\parallel} \frac{\mathbf{k}}{k} + \mathbf{v}_{\text{oc}\perp}, \quad \beta = \beta_{\parallel} \frac{\mathbf{k}}{k} + \beta_{\perp}. \quad (1.361)$$

This yields

$$v_{\text{oc}\parallel} = \omega \frac{\beta_{\parallel} - k\Gamma}{\beta^0 k - k^2 \Gamma}, \quad \mathbf{v}_{\text{oc}\perp} = \omega \frac{\beta_{\perp}}{\beta^0 k - k^2 \Gamma}, \quad (1.362)$$

and

$$\gamma_{\text{oc}} = -\frac{\beta^0 - k\Gamma}{\sqrt{m^2 c^2 - 2k\Gamma(\beta^0 - \beta_{\parallel})}}. \quad (1.363)$$

In the same way we decompose \mathbf{p}_{oc} ,

$$\mathbf{p}_{\text{oc}} = p_{\text{oc}\parallel} \frac{\mathbf{k}}{k} + \mathbf{p}_{\text{oc}\perp} \quad (1.364)$$

with (1.354) leading to

$$p_{\text{oc}\parallel} = -\beta_{\parallel} + k\Gamma, \quad \mathbf{p}_{\text{oc}\perp} = -\beta_{\perp}. \quad (1.365)$$

We then obtain

$$p_{\text{oc}}^{\mu} p_{\text{oc}\mu} = \beta \cdot \beta - q^2 \overline{A \cdot A} \stackrel{!}{=} M^2 c^2 \quad (1.366)$$

so that, using $\beta \cdot \beta = m^2 c^2$, the mass of the oscillation center is given by

$$M = \frac{1}{c} \sqrt{m^2 c^2 - q^2 \overline{A \cdot A}}. \quad (1.367)$$

It is left as an exercise to the interested reader to check that this mass is indeed consistent with $\mathbf{p}_{\text{oc}} = \gamma_{\text{oc}} M \mathbf{v}_{\text{oc}}$.

Another check is the following: if we transform to the system moving with \mathbf{v}_{oc} , the energy \mathcal{E}'_{oc} in this system should be simply $M c^2$. The transformation reads

$$\frac{\mathcal{E}'_{\text{oc}}}{c} = \gamma_{\text{oc}} \left(\frac{\mathcal{E}_{\text{oc}}}{c} - \frac{\mathbf{v}_{\text{oc}} \cdot \mathbf{p}_{\text{oc}}}{c} \right). \quad (1.368)$$

Using (1.355), (1.363), and the decompositions for \mathbf{v}_{oc} and \mathbf{p}_{oc} above, one readily checks that indeed

$$\mathcal{E}'_{\text{oc}} = M c^2. \quad (1.369)$$

The relativistic oscillation center pseudo particle possesses a rest mass which is not a constant but depends on the phase $\bar{\eta}$ and thereby on space and time, that is, a mass *field*.

What remains to be calculated is the ponderomotive force

$$\mathbf{F}_p = \dot{\mathbf{p}}_{oc} = (\omega - kv_{oc\parallel}) \frac{d}{d\bar{\eta}} \mathbf{p}_{oc}. \quad (1.370)$$

Using (1.354) and (1.360) one obtains

$$\mathbf{F}_p = \frac{\mathbf{k}}{k} \frac{\omega q^2}{2(\beta^0 - k\Gamma)} \frac{d}{d\bar{\eta}} \overline{A \cdot A}. \quad (1.371)$$

The Minkowski force

$$\mathbf{F}_p^M = \frac{d}{d\tau} \mathbf{p}_{oc} = \gamma_{oc} \mathbf{F}_p \quad (1.372)$$

(where τ is the proper time) assumes a particularly simple form. Using (1.363) (note that the denominator of γ_{oc} is proportional to M) and

$$\frac{d}{d\bar{\eta}} = -\frac{1}{k} \nabla \quad (1.373)$$

one obtains

$$\mathbf{F}_p^M = -\nabla \mathcal{E}'_{oc} = -c^2 \nabla M. \quad (1.374)$$

The phase-dependent rest mass is the origin of the oscillation center motion. In the nonrelativistic case we saw already that the local quiver motion gives rise to the ponderomotive potential. Relativistically, this quiver motion is included in the rest mass of the oscillation center.

*Example: \sin^2 -pulse

Let us consider a pulse envelope of the form

$$\mathcal{P}(\eta) = \sin^2(\epsilon\eta), \quad 0 < \epsilon \ll 1 \quad (1.375)$$

which may describe a pulsed laser beam in which one pulse lasts from $\eta = n\pi/\epsilon$ to $\eta = (n+1)\pi/\epsilon$ with $n = 0, 1, 2, \dots$. At time $t = 0$ the particle is assumed to be at rest at $\mathbf{r} = 0$ so that

$$\boldsymbol{\beta} = 0, \quad \beta^0 = -mc. \quad (1.376)$$

Equations (1.353) and (1.354) become in this case

$$\mathbf{r}_{oc} = \frac{q^2 \hat{A}^2}{4m^2 c^2 k} \left(\frac{3}{8} \bar{\eta} - \frac{1}{4\epsilon} \sin(2\epsilon\bar{\eta}) + \frac{1}{32\epsilon} \sin(4\epsilon\bar{\eta}) \right) \frac{\mathbf{k}}{k}, \quad (1.377)$$

$$\mathbf{p}_{oc} = \frac{q^2 \hat{A}^2}{4mc} \sin^4(\epsilon\bar{\eta}) \frac{\mathbf{k}}{k}. \quad (1.378)$$

The relativistic ponderomotive force (1.371) is

$$\mathbf{F}_p^{\sin^2} = \left(\frac{\omega mc a^2}{a^2 \sin^4(\epsilon\bar{\eta}) + 4} \right) \frac{d}{d\bar{\eta}} \sin^4(\epsilon\bar{\eta}) \quad (1.379)$$

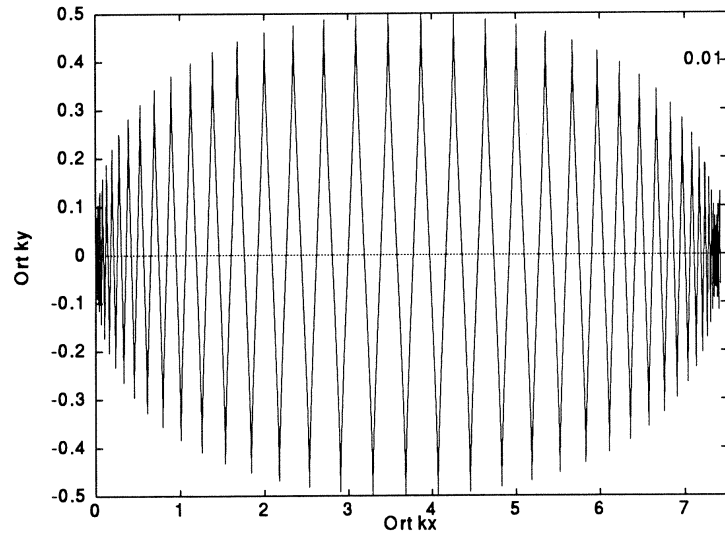


Figure 1.13: Electron trajectory for $a = -0.5$ and $\epsilon = 0.01$. Polarization and propagation directions are \mathbf{e}_y and \mathbf{e}_x , respectively. The displacement after the first pulse agrees with formula (1.380) (which yields $\mathbf{k} \cdot \mathbf{r}_{\text{oc1}} = 7.36$ in this case).

where $a = q\hat{A}/mc$ has been used again. In the nonrelativistic limit $|a| \ll 1$ the nonrelativistic ponderomotive force (1.270) is recovered (using (1.373) and $\hat{A}^2 = \hat{E}^2/\omega^2$). From (1.377) we can immediately infer the displacement of the particle after the first pulse:

$$\mathbf{r}_{\text{oc1}} = \frac{a^2}{4k} \frac{3}{8} \frac{\mathbf{k}}{\bar{\eta}_1} \frac{1}{k}, \quad \bar{\eta}_1 = \frac{\pi}{\epsilon}. \quad (1.380)$$

Figure 1.13 shows the trajectory of an electron for $a = -0.5$ and $\epsilon = 0.01$ during the first pulse, confirming formula (1.380).

1.4.4 Optical Bloch equations

We now turn to a quantum treatment of radiation forces on neutral atoms. To that end we need a non-perturbative approach in the external field because weak fields have not much of a mechanical effect. In fact, we need to saturate atomic transitions. It is also essential to allow for photon emission in previously unoccupied modes. On the other hand, the external driving field can well be described classically.

To simplify as much as possible we consider a single atom at position $\mathbf{R} = \mathbf{0}$ with a ground state a and a discrete state b with energy $\hbar\omega_0$ above a and natural width Γ . The Hamiltonian

$$H = H_A + H_R - \mathbf{d} \cdot [\mathbf{E}(\mathbf{0}, t) + \mathbf{E}_\perp(\mathbf{0})] \quad (1.381)$$

consists of the atomic part H_A , the radiation part H_R , and the coupling to the classical external field $\mathbf{E}(\mathbf{0}, t)$ and the quantum radiation field $\mathbf{E}_\perp(\mathbf{0})$. The dipole operator is $\mathbf{d} = -e\mathbf{r}$. The external field is supposed to be monochromatic,

$$\mathbf{E}(\mathbf{0}, t) = \hat{\mathbf{E}} \cos \omega_L t \quad (1.382)$$

with a laser frequency $\omega_L \simeq \omega_0$ close to resonance.

In general, the von Neumann equation for a density matrix ρ reads

$$i\hbar\dot{\rho} = [H, \rho]. \quad (1.383)$$

We are dealing here with the density matrix of the atom $\sigma = \text{Tr}_{\text{rad}} \rho$ (radiation field degrees of freedom traced-out). If there was only the classical external field this density matrix would evolve according

$$i\hbar\dot{\sigma} = [H_A - \mathbf{d} \cdot \hat{\mathbf{E}} \cos \omega_L t, \sigma] \quad \text{if } \mathbf{E}_\perp(\mathbf{0}) = \mathbf{0} \quad (1.384)$$

(and the dynamics could also be described without resorting to the density matrix formalism). With

$$H_A = E_a |a\rangle \langle a| + E_b |b\rangle \langle b| \quad (1.385)$$

and

$$\hbar\Omega_1 = -\mathbf{d}_{ab} \cdot \hat{\mathbf{E}}, \quad \mathbf{d}_{ab} = \langle a|\mathbf{d}|b\rangle = \langle b|\mathbf{d}|a\rangle \quad (1.386)$$

(we assume $\mathbf{d}_{ab} = \langle a|\mathbf{d}|b\rangle$ to be real) we find for

$$\sigma_{aa} = \langle a|\sigma|a\rangle, \quad \sigma_{bb} = \langle b|\sigma|b\rangle, \quad \sigma_{ab} = \langle a|\sigma|b\rangle, \quad \sigma_{ba} = \langle b|\sigma|a\rangle \quad (1.387)$$

the differential equations

$$\dot{\sigma}_{bb} = i\Omega_1 \cos \omega_L t (\sigma_{ba} - \sigma_{ab}), \quad (1.388)$$

$$\dot{\sigma}_{aa} = -i\Omega_1 \cos \omega_L t (\sigma_{ba} - \sigma_{ab}), \quad (1.389)$$

$$\dot{\sigma}_{ab} = i\omega_0 \sigma_{ab} - i\Omega_1 \cos \omega_L t (\sigma_{bb} - \sigma_{aa}), \quad (1.390)$$

$$\dot{\sigma}_{ba} = -i\omega_0 \sigma_{ba} + i\Omega_1 \cos \omega_L t (\sigma_{bb} - \sigma_{aa}). \quad (1.391)$$

Here,

$$\omega_0 = \omega_{ba} + \Delta_{ba} \quad (1.392)$$

where Δ_{ba} are possible level shifts due to the presence of radiation. Ω_1 is the *Rabi frequency*.

On the other hand, the evolution of the density matrix σ' for a two-level atom interacting with an initially empty radiation field can be solved.¹⁵ This is spontaneous emission discussed previously, but now expressed in terms of the density matrix. We denote the rate (1.70) in what follows by Γ ,

$$\Gamma = W_{ab}^s. \quad (1.393)$$

¹⁵See any quantum optics textbook.

The diagonal elements of σ' fulfill the rate equations

$$\dot{\sigma}'_{bb} = -\Gamma\sigma'_{bb}, \quad (1.394)$$

$$\dot{\sigma}'_{aa} = \Gamma\sigma'_{bb}, \quad (1.395)$$

describing the exponential decay of the population of state b down to state a . The nondiagonal elements (so-called *coherences*) evolve according

$$\dot{\sigma}'_{ba} = -i\omega_0\sigma'_{ba} - \frac{\Gamma}{2}\sigma'_{ba}, \quad (1.396)$$

$$\dot{\sigma}'_{ab} = i\omega_0\sigma'_{ab} - \frac{\Gamma}{2}\sigma'_{ab}. \quad (1.397)$$

As the degrees of freedom of the quantized electromagnetic field (which allows for spontaneous emission) are traced-out a density matrix description is required.¹⁶ It is not possible to find an atomic Hamiltonian alone (even if we allow for complex eigenenergies so that the Hamiltonian becomes non-Hermitian) which reproduces the Bloch equations we discuss in the following.

We now combine Eqs. (1.388)–(1.397), assuming that the modification of spontaneous emission due to the presence of the external field is low. This is true as long as

$$\Omega_1 \ll \omega_0. \quad (1.398)$$

We obtain¹⁷

$$\dot{\sigma}_{bb} = i\Omega_1 \cos \omega_L t (\sigma_{ba} - \sigma_{ab}) - \Gamma\sigma_{bb}, \quad (1.399)$$

$$\dot{\sigma}_{aa} = -i\Omega_1 \cos \omega_L t (\sigma_{ba} - \sigma_{ab}) + \Gamma\sigma_{bb}, \quad (1.400)$$

$$\dot{\sigma}_{ab} = i\omega_0\sigma_{ab} - i\Omega_1 \cos \omega_L t (\sigma_{bb} - \sigma_{aa}) - \frac{\Gamma}{2}\sigma_{ab}, \quad (1.401)$$

$$\dot{\sigma}_{ba} = -i\omega_0\sigma_{ba} + i\Omega_1 \cos \omega_L t (\sigma_{bb} - \sigma_{aa}) - \frac{\Gamma}{2}\sigma_{ba}. \quad (1.402)$$

Note that $d(\sigma_{bb} + \sigma_{aa})/dt = 0$.

For the two-level approximation to be valid at all we also must have

$$|\omega_L - \omega_0| \ll \omega_0, \quad (1.403)$$

i.e., the incident radiation has to be close to resonance.

¹⁶The atomic system alone is an *open system*.

¹⁷Contributions $\sim \omega_0$ due to H_A have to be taken into account only once!

Rotating-wave approximation

Equations (1.399)–(1.402) are still quite complicated because of the explicit time-dependence. In the following we will simplify this set of equations.

As \mathbf{d} has only nondiagonal terms we may write

$$\mathbf{d} = \mathbf{d}_{ab}(|b\rangle\langle a| + |a\rangle\langle b|) =: \mathbf{d}_+ + \mathbf{d}_-, \quad (1.404)$$

$$\mathbf{d}_\pm = \mathbf{d}_{ab}\mathcal{S}_\pm, \quad \mathcal{S}_+ = |b\rangle\langle a|, \quad \mathcal{S}_- = |a\rangle\langle b|. \quad (1.405)$$

\mathcal{S}_\pm are the raising and lowering operators from state a to b and *vice versa*. The interaction with the external field can be expressed as

$$-\mathbf{d} \cdot \hat{\mathbf{E}} \cos \omega_L t = \frac{1}{2} \hbar \Omega_1 (\mathcal{S}_+ e^{-i\omega_L t} + \mathcal{S}_- e^{i\omega_L t} + \mathcal{S}_- e^{-i\omega_L t} + \mathcal{S}_+ e^{i\omega_L t}). \quad (1.406)$$

The first two terms describe the *resonant* processes where the atom makes a transition from the lower state a to the higher state b upon absorption of a photon and a transition from the upper state b to the lower state a upon emission of a photon, respectively. The last two *anti-resonant* terms will be neglected. This is called the *rotating wave approximation*.

Instead of (1.399)–(1.402) we then have

$$\dot{\sigma}_{bb} = i\frac{\Omega_1}{2}(\sigma_{ba} e^{i\omega_L t} - \sigma_{ab} e^{-i\omega_L t}) - \Gamma\sigma_{bb}, \quad (1.407)$$

$$\dot{\sigma}_{aa} = -i\frac{\Omega_1}{2}(\sigma_{ba} e^{i\omega_L t} - \sigma_{ab} e^{-i\omega_L t}) + \Gamma\sigma_{bb}, \quad (1.408)$$

$$\dot{\sigma}_{ab} = i\omega_0\sigma_{ab} - i\frac{\Omega_1}{2} e^{i\omega_L t} (\sigma_{bb} - \sigma_{aa}) - \frac{\Gamma}{2}\sigma_{ab}, \quad (1.409)$$

$$\dot{\sigma}_{ba} = -i\omega_0\sigma_{ba} + i\frac{\Omega_1}{2} e^{-i\omega_L t} (\sigma_{bb} - \sigma_{aa}) - \frac{\Gamma}{2}\sigma_{ba}. \quad (1.410)$$

Introducing

$$\hat{\sigma}_{ba} = \sigma_{ba} e^{i\omega_L t}, \quad \hat{\sigma}_{ab} = \sigma_{ab} e^{-i\omega_L t}, \quad \hat{\sigma}_{aa} = \sigma_{aa}, \quad \hat{\sigma}_{bb} = \sigma_{bb} \quad (1.411)$$

we obtain the explicitly time-independent Bloch equations

$$\dot{\hat{\sigma}}_{bb} = i\frac{\Omega_1}{2}(\hat{\sigma}_{ba} - \hat{\sigma}_{ab}) - \Gamma\hat{\sigma}_{bb}, \quad (1.412)$$

$$\dot{\hat{\sigma}}_{aa} = -i\frac{\Omega_1}{2}(\hat{\sigma}_{ba} - \hat{\sigma}_{ab}) + \Gamma\hat{\sigma}_{bb}, \quad (1.413)$$

$$\dot{\hat{\sigma}}_{ab} = -i\delta_L\hat{\sigma}_{ab} - i\frac{\Omega_1}{2}(\hat{\sigma}_{bb} - \hat{\sigma}_{aa}) - \frac{\Gamma}{2}\hat{\sigma}_{ab}, \quad (1.414)$$

$$\dot{\hat{\sigma}}_{ba} = i\delta_L\hat{\sigma}_{ba} + i\frac{\Omega_1}{2}(\hat{\sigma}_{bb} - \hat{\sigma}_{aa}) - \frac{\Gamma}{2}\hat{\sigma}_{ba} \quad (1.415)$$

where

$$\delta_L = \omega_L - \omega_0 \quad (1.416)$$

is the *detuning* between the photon energy of the incident radiation and the atomic transition.

We observe that it is Ω_1 that couples the coherences $\hat{\sigma}_{ab}$, $\hat{\sigma}_{ba}$ to the populations $\hat{\sigma}_{aa}$, $\hat{\sigma}_{bb}$. This is because of the coherent nature of the driving field. The relative phase between the atomic dipole expectation value $\langle \mathbf{d} \rangle$ and the external driver determines whether photons are absorbed or emitted. This will become clearer below.

Bloch vector

Defining the three components of the Bloch vector

$$u = \frac{1}{2}(\hat{\sigma}_{ab} + \hat{\sigma}_{ba}), \quad v = \frac{1}{2i}(\hat{\sigma}_{ab} - \hat{\sigma}_{ba}), \quad w = \frac{1}{2}(\hat{\sigma}_{bb} - \hat{\sigma}_{aa}) \quad (1.417)$$

Eqs. (1.412)–(1.415) can be rewritten as

$$\dot{u} = \delta_L v - \frac{\Gamma}{2} u, \quad (1.418)$$

$$\dot{v} = -\delta_L u - \Omega_1 w - \frac{\Gamma}{2} v, \quad (1.419)$$

$$\dot{w} = \Omega_1 v - \Gamma w - \frac{\Gamma}{2}. \quad (1.420)$$

Three components are sufficient because of $d(\hat{\sigma}_{bb} + \hat{\sigma}_{aa})/dt = 0$. Obviously, $w = 1/2$ if the system is in state b and $w = -1/2$ if the system is in state a . For values in between it is in a superposition. But how can u and v be interpreted? To that end we consider the dipole expectation value,

$$\begin{aligned} \langle \mathbf{d} \rangle &= \text{Tr}(\sigma \mathbf{d}) = \langle a | \sigma \mathbf{d} | a \rangle + \langle b | \sigma \mathbf{d} | b \rangle = \langle a | \underbrace{\sigma(|a\rangle\langle a| + |b\rangle\langle b|)}_1 \mathbf{d} | a \rangle + \langle b | \sigma(|a\rangle\langle a| + |b\rangle\langle b|) \mathbf{d} | b \rangle \\ &= \mathbf{d}_{ab}(\sigma_{ab} + \sigma_{ba}) = \mathbf{d}_{ab}(\hat{\sigma}_{ab} e^{i\omega_L t} + \hat{\sigma}_{ba} e^{-i\omega_L t}) = 2\mathbf{d}_{ab}(u \cos \omega_L t - v \sin \omega_L t). \end{aligned} \quad (1.421)$$

Hence, u and v are the components in phase with the driving laser $\sim \cos \omega_L t$ and $\pi/2$ out of phase $\sim -\sin \omega_L t = \cos(\omega_L t + \pi/2)$ (“quadrature phase”), respectively.

Every two-level system can formally be mapped to a fictitious spin 1/2-system. In fact, one can show that the system under study, i.e., a two-level atom in the presence of a classical driving field plus the quantum vacuum behaves like a spin-1/2 in crossed magnetic fields $B_0 \mathbf{e}_z$ and $2B_1 \mathbf{e}_x \cos \omega_L t$ where the role of the Bloch vector components is played by the expectation values of the spin components (\rightarrow exercise).

Evolution of average atomic values

We are now ready to calculate observables such as populations or the mean dipole. Moreover, we can evaluate mean forces on the atom, which is our main goal, as we are interested in mechanical effects of light in this Section.

The Bloch equations (1.418)–(1.420) are a set of linear differential equations with constant coefficients. The general solutions are superpositions of exponentials $e^{-r\lambda t}$. Let us investigate some limiting cases

1. For weak ($\Omega_1 \rightarrow 0$) but exactly resonant ($\delta_L = 0$) driving one has

$$\dot{u} = -\frac{\Gamma}{2}u, \quad (1.422)$$

$$\dot{v} = -\frac{\Gamma}{2}v, \quad (1.423)$$

$$\dot{w} = -\Gamma w - \frac{\Gamma}{2}, \quad (1.424)$$

describing a purely damped system without any oscillation (\rightarrow exercise). Thus at very low intensities¹⁸ spontaneous decay dominates, the components u and v of the Bloch vector shrink to zero, and $w \rightarrow -1/2$, i.e., the atom ultimately will be in the ground state.

2. For strong resonant driving $\Omega_1 \gg \Gamma$, $\delta_L = 0$ we have pure Rabi-oscillations. In fact, (1.418)–(1.420) read in lowest order

$$\dot{u} = -\frac{\Gamma}{2}u, \quad (1.425)$$

$$\dot{v} = -\Omega_1 w, \quad (1.426)$$

$$\dot{w} = \Omega_1 v, \quad (1.427)$$

or

$$\ddot{w} + \Omega_1^2 w = 0, \quad (1.428)$$

and the difference in the populations of levels a and b indeed oscillates with the Rabi-frequency.

3. The steady state solutions \bar{u} , \bar{v} , \bar{w} follow from

$$0 = \delta_L \bar{v} - \frac{\Gamma}{2} \bar{u}, \quad (1.429)$$

$$0 = -\delta_L \bar{u} - \Omega_1 \bar{w} - \frac{\Gamma}{2} \bar{v}, \quad (1.430)$$

$$0 = \Omega_1 \bar{v} - \Gamma \bar{w} - \frac{\Gamma}{2}. \quad (1.431)$$

One finds

$$\bar{u} = \frac{\Omega_1}{2} \frac{\delta_L}{\delta_L^2 + (\Gamma^2/4) + (\Omega_1^2/2)}, \quad (1.432)$$

$$\bar{v} = \frac{\Omega_1}{2} \frac{\Gamma/2}{\delta_L^2 + (\Gamma^2/4) + (\Omega_1^2/2)}, \quad (1.433)$$

$$\bar{w} + \frac{1}{2} = \bar{\sigma}_{bb} = \frac{\Omega_1^2}{4} \frac{1}{\delta_L^2 + (\Gamma^2/4) + (\Omega_1^2/2)}. \quad (1.434)$$

¹⁸Remember that Ω_1 is proportional to the field amplitude.

Here we observe the following:

- (a) For δ_L and Γ fixed, \bar{u} and \bar{v} increase linearly in Ω_1 for small Ω_1 and approach zero for large Ω_1 . Hence, because of (1.421) the mean dipole goes to zero for strong driving.
- (b) The population $\bar{\sigma}_{bb}$ starts to increase quadratically with Ω_1 and approaches 1/2 for large Ω_1 . This means that strong driving equilibrates the populations equally over the two levels.

Energy balance

The work done by an electromagnetic field (with electric field \mathbf{E}) per unit time on a charged particle (charge q) is

$$\frac{dW}{dt} = q\mathbf{E} \cdot \mathbf{v}. \quad (1.435)$$

The energy W is absorbed by the charged particle, which in our case is the electron bound inside an atom. We plug-in the corresponding quantum mechanical expectation values, i.e., with $q\langle\mathbf{r}\rangle = \langle\mathbf{d}\rangle$,

$$\left\langle \frac{dW}{dt} \right\rangle = \hat{\mathbf{E}} \cos \omega_L t \cdot \langle \dot{\mathbf{d}} \rangle. \quad (1.436)$$

Using (1.421) we have

$$\left\langle \frac{dW}{dt} \right\rangle = \hat{\mathbf{E}} \cos \omega_L t \cdot 2\mathbf{d}_{ab\omega_L}(-u \sin \omega_L t - v \cos \omega_L t). \quad (1.437)$$

Averaging over a laser cycle yields

$$\overline{\left\langle \frac{dW}{dt} \right\rangle} = -\hat{\mathbf{E}} \cdot \mathbf{d}_{ab\omega_L} v = \hbar\Omega_1\omega_L v, \quad (1.438)$$

showing that the absorption of energy is governed by the out-of-phase component v of the Bloch vector. In fact, the velocity of a free electron is $\pi/2$ out of phase with respect to the driving electric field so that $\overline{\mathbf{E} \cdot \mathbf{v}} = 0$, i.e., no laser energy is absorbed by free electrons.

Dividing (1.438) by $\hbar\omega_L$ we obtain the mean number of photons absorbed

$$\left\langle \frac{dN}{dt} \right\rangle = \Omega_1 v. \quad (1.439)$$